



# WHITESIDE MACHINE



ESTABLISHED 1970



INDUSTRIAL TOOLING

MASTER CATALOG #50

# WHITESIDE MACHINE COMPANY

## About the Company

Whiteside Machine Company was founded in 1970 as a general purpose machine shop in the basement of Bill & Bobbie Whiteside's home. Located in western North Carolina near the furniture manufacturing town of Hickory, the company was often involved in making repairs or special parts for the furniture and woodworking industry. A strong commitment to customer problem-solving, a can-do attitude, and innovative ideas, along with a growing core of dedicated employees, helped the business evolve into a manufacturer of woodworking equipment and tooling.

Primarily through repeat business and referrals, the tooling business continued to grow to meet a demand for quality production router bits as well as custom application tooling. Today, Whiteside Machine occupies a 40,000 sq. ft. manufacturing facility and produces a complete line of solid carbide and carbide tipped router bits. Whiteside's quality, innovation, and customer commitment is still present in our superb product line, in the design of custom tooling to fill special customer requirements, and in the development of special machinery and tooling for our own manufacturing use.

As always, Whiteside Machine is continuously striving to improve our product through new technology, improved production techniques, and ongoing research and development efforts; along with rigid quality control, vital customer feedback and extensive field testing.

## About Ordering

Whiteside Machine Company sells through a nationwide distributor network. Prospective customers should order from their local distributor. Call Whiteside Machine at 1-800-225-3982 for a distributor in your area.

## Product Guarantee

All Whiteside tools are warranted to be free from defects in workmanship and materials. Warranty is limited to the cost of repair or replacement of the tool. Warranty is void if tools are altered in any way or show signs of abuse or misuse.

## Safety Guidelines

BE CAREFUL. Always wear eye and ear protection. Wear dust masks. Avoid loose clothing. Keep hands, body, clothing and hair away from cutter. Do not remove safety guards. Always feed against the cutter rotation. Never use dull or damaged cutters. Disconnect power when changing bits or making adjustments. Always disconnect power when not in use. Follow all safety recommendations of the power tool manufacturer.

Whiteside Machine Company assumes no responsibility for defects, damage or injury (direct or indirect) caused by misuse, abuse, alteration or modification of any product (including sharpening).



### Router, Drilling, & Boring Bits

- Family Owned and Operated
- Committed to Quality
  - Industrial Grade
  - Superb Product Line

Warning: No portion of this catalog may be reproduced without  
the written approval of Whiteside Machine Co., Inc.

**Whiteside Machine Co. • 4506 Shook Rd. • Claremont, NC 28610**

**TOLL FREE: 1-800-225-3982 • FAX: 1-828-459-1252 • WEB: [www.whitesiderouterbits.com](http://www.whitesiderouterbits.com)**



## TABLE OF CONTENTS

### SOLID CARBIDE SPIRALS

Up Cut.....	2
Down Cut.....	2
Up/Down (Compression).....	2
Hercules Max Life.....	2
Three Flute.....	3
Slow Spiral.....	3
Chipbreaker.....	3
Left Hand.....	3
Roughing (Hoggers).....	3
Cove Nose.....	3
Ball Nose.....	3
Conical Ball Nose.....	3
Ultimate Flush Trim.....	4
Flush Trim.....	4
Ultimate Compression.....	4
O-Flute Spiral.....	4

### SOLID CARBIDE

O-Flute Straight.....	5
Trim.....	5
Flat Bottom Veining.....	5
Round Bottom Veining.....	5
Liner.....	5
Conical Ball Nose.....	5
Engraving.....	6
Fiberglass.....	6
Screw Slot.....	6
Straight Single Flute.....	6
Straight Double Flute.....	6

### CARBIDE TIP - STRAIGHTS

Straight.....	7
CNC.....	8
Left Hand.....	8
Dado Bits.....	8
Template.....	8
Staggertooth.....	9
Up/Down Staggertooth.....	9
Mortise.....	9
Helix Mortise Cutters/Arbors.....	9

### FORM TOOLS

Bowl & Tray.....	10
Round Nose.....	10
Half Round.....	10
V-Groove.....	11
Point Cutting Roundover.....	11
Panel.....	11
Cove.....	11
Rabbeting.....	12
Biscuit Joining.....	12
Roundover.....	13
Beading.....	13
Plunge Roundover.....	13
Double Roundover.....	14
Roman Ogee.....	14
Chamfer.....	14

### FLUSH TRIM BITS

Solid Carbide Spiral.....	4
Standard Two Flute.....	15
V-Groove.....	15
Overhang.....	15
Three Flute.....	15
Downshear.....	15
Combination.....	15

### LAMINATE TRIM BITS

Solid Carbide.....	5
Interlocking Flush Trim.....	16
Ball Bearing.....	16
Combination Flush or Bevel.....	16
Laminate Roundover.....	16
Square Bearing.....	16

### SOLID SURFACE BITS

Roundover.....	17
Rounding Under.....	17
Face Inlay.....	17
Rounding Over Undermount.....	17
Bevel Undermount Bowl.....	17
Overhang Bowl Trim.....	17

### PROFILE BITS

Template.....	18
Keyhole.....	18
T-Slot.....	18
Slot & Undercut.....	18
Classical Cove.....	19
Wavy Edge.....	19
Radius Flute Cutter.....	19
Full Bead.....	19
Multi-Beading.....	19
Double Round.....	19
Cove & Bead.....	20
Ogee Fillet.....	20
Ogee.....	20
Classical Pattern.....	20
Edge Beading.....	20
French Traditional.....	20
French Provincial Molding.....	21
Table Edge.....	21
Handrail.....	22
Specialty Molding.....	22
Classic Multi-Form.....	22

### GLUE JOINTS

Locking Drawer.....	23
Standard.....	23
45° Lock Miter.....	23
Wedge Tongue & Groove.....	23
Straight Tongue & Groove.....	23
Vee Panel Tongue & Groove.....	24
Tongue & Groove Assembly.....	24
Fine Finger Joint.....	24
Multi-Side Bits.....	24
Edge Banding.....	25

### GROOVE PROFILES

Round Nose.....	10
V-Groove.....	11
Plunge Roundovers.....	13
Plunge Ogee.....	25
Classic Round Bottom.....	25
Classical Flat Bottom.....	25

### CABINET MAKING

MDF Door Bits.....	26
Traditional Cabinet Door.....	27
Raised Panel Back Cutter.....	27
Shaker Stile & Rail.....	27
Stile & Rail.....	28
Raised Panel.....	29
Door Edge.....	30
Drawer Edge.....	30

### WINDOW BITS

Window Sill Edge.....	30
Window Sash.....	31

### SLOTING

Slotting & Rabbeting.....	12
T-Slot.....	18
Slot & Undercut.....	18
Slotting Cutters/Arbors.....	31
Drawer Slot Cutters/Arbors.....	31

### DOVETAILS.....32,33

### CNC SPOILBOARD SURFACING.....33

### ACCESSORIES

Router Collets.....	33
Inlay Kit.....	34
Base Plate Reducers.....	34
Template Guide Bushings.....	34
Square Corner Chisel.....	34
Extension Adapter.....	34
Set-Up Gauge Blocks.....	34
Arbors.....	34
Washers / Shim Washer Kit.....	34
Bearings.....	35
Spare Parts.....	35

### ROUTER BIT SETS.....36,37

### DRILLING & BORING

Dowel Drills.....	38
Hinge Boring Bits.....	38
Countersinks.....	39
Vix Bits.....	39
3-Wing Drills.....	40,41
Quick Change Tooling.....	41
Spare Parts.....	41
Self Clean Hole Saw.....	42
Deep-Cor Hole Saw.....	43
Quick Change Shanks.....	43
Transom Drills.....	44

### DOOR BITS.....45



# SOLID CARBIDE SPIRALS

Whiteside Machine

## STANDARD SPIRAL BITS

Up Cut **OR** Down Cut  
Two Flute

UP CUT



PART # RU2100

DOWN CUT



PART # RD5150

Up Cut Part #	Down Cut Part #	Cutting Dia.	Cutting Length	Overall Length
<b>1/4" SHANK</b>				
RU1600	RD1600	1/8"	1/2"	2"
RU1700	RD1700	5/32"	5/8"	2"
RU1800	RD1800	3/16"	3/4"	2-1/2"
RU1900	RD1900	7/32"	3/4"	2-1/2"
RU2075	RD2075	1/4"	3/4"	2-1/2"
RU2100	RD2100	1/4"	1"	2-1/2"
<b>5/16" SHANK</b>				
RU3100	RD3100	5/16"	1"	2-1/2"
<b>3/8" SHANK</b>				
RU4075	RD4075	3/8"	3/4"	2-1/2"
RU4100	RD4100	3/8"	1"	2-1/2"
RU4125	RD4125	3/8"	1-1/4"	3"
<b>1/2" SHANK</b>				
RU4675	RD4675	1/4"	3/4"	3"
RU4700	RD4700	1/4"	1"	3-1/4"
RU4800	RD4800	9/32"	1"	3"
RU4850	RD4850	5/16"	1"	3"
RU4875	RD4875	3/8"	3/4"	3"
RU4900	RD4900	3/8"	1-1/4"	3"
RU4950	RD4950	7/16"	1-1/4"	3"
RU5100	RD5100	1/2"	1"	3"
RU5125	RD5125	1/2"	1-1/4"	3"
RU5150	RD5150	1/2"	1-1/2"	3-1/2"
RU5200	RD5200	1/2"	2"	4"
<b>5/8" SHANK</b>				
RU6150	RD6150	5/8"	1-1/2"	3-1/2"
RU6200	RD6200	5/8"	2"	4"
<b>3/4" SHANK</b>				
RU7150	RD7150	3/4"	1-1/2"	4"
RU7200	RD7200	3/4"	2"	4"
RU7300	RD7300	3/4"	3"	5"
RU7306	RD7306	3/4"	3"	6"



PART # UD2100

## UP / DOWN CUT SPIRAL BITS

Single Flute

Up / Down Cut (1+1 Compression)

Part #	Shank Dia.	Cutting Dia.	Cutting Length	Overall Length
UD2100	1/4"	1/4"	1"	2-1/2"
UD4125	3/8"	3/8"	1-1/4"	3"
UD5160	1/2"	1/2"	1-5/8"	3-1/2"

## Up / Down Cut (2+2 Compression)

Two Flute

Part #	Shank Dia.	Cutting Dia.	Cutting Length	Overall Length
UD1602	1/4"	1/8"	1/2"	2-1/2"
UD2102	1/4"	1/4"	1"	2-1/2"
* UD4102M	3/8"	3/8"	1"	2-1/2"
UD4122	3/8"	3/8"	1-1/4"	3"
* UD4122M	3/8"	3/8"	1-1/4"	3"
UD5122	1/2"	1/2"	1-1/4"	3"
* UD5122M	1/2"	1/2"	1-1/4"	3"
UD5152	1/2"	1/2"	1-1/2"	3-1/2"
UD5162	1/2"	1/2"	1-5/8"	3-1/2"
* UD5162M	1/2"	1/2"	1-5/8"	3-1/2"
UD5202	1/2"	1/2"	2"	4"
UD5222	1/2"	1/2"	2-1/4"	5-1/2"
UD6152	5/8"	5/8"	1-1/2"	4"
UD7152	3/4"	3/4"	1-1/2"	4"
UD7202	3/4"	3/4"	2"	5"



PART # UD5152



PART # UD5123M

## Up / Down Cut (3+3 Compression) Three Flute

Part #	Shank Dia.	Cutting Dia.	Cutting Length	Overall Length
UD4123	3/8"	3/8"	1-1/4"	3"
* UD4123M	3/8"	3/8"	1-1/4"	3"
UD5123	1/2"	1/2"	1-1/4"	3"
* UD5123M	1/2"	1/2"	1-1/4"	3"
UD5143	1/2"	1/2"	1-3/8"	3-1/2"
UD5163	1/2"	1/2"	1-5/8"	3-1/2"
* UD5163M	1/2"	1/2"	1-5/8"	3-1/2"

\* Mortise Style - These bits have a short up-cut end flute. This design allows down shear cutting action to the top surface during shallow cuts.

**MAX LIFE**

**HERCULES**

Max Life Spirals

**MAX LIFE**



PART # HU5125

### Up Cut

Part #	Shank Dia.	Cutting Dia.	Cutting Length	Overall Length
HU4125	3/8"	3/8"	1-1/4"	3"
HU5125	1/2"	1/2"	1-1/4"	3"

### Down Cut

Part #	Shank Dia.	Cutting Dia.	Cutting Length	Overall Length
HD4125	3/8"	3/8"	1-1/4"	3"
HD5125	1/2"	1/2"	1-1/4"	3"

This series is named "Hercules" for its ability to hold up under severe loads.

- Engineered for Maximum Bit Life in High Wear Applications
- Ideal for long production runs in MDF and Laminated Materials



PART # HC5122M

## Up / Down Cut (2+2 Compression)

Part #	Shank Dia.	Cutting Dia.	Cutting Length	Overall Length
HC4122	3/8"	3/8"	1-1/4"	3"
* HC4122M	3/8"	3/8"	1-1/4"	3"
HC5122	1/2"	1/2"	1-1/4"	3"
* HC5122M	1/2"	1/2"	1-1/4"	3"

\* Mortise Style (Short up-cut flute for shallow dado cuts)



## THREE FLUTE SPIRAL BITS

Up Cut  
OR  
Down Cut



PART # RU5125T

Up Cut Part #	Down Cut Part #	Shank Dia.	Cutting Dia.	Cutting Length	Overall Length
RU4125T	RD4125T	3/8"	3/8"	1-1/4"	3"
RU5125T	RD5125T	1/2"	1/2"	1-1/4"	3"
RU5200T	RD5200T	1/2"	1/2"	2"	4"
RU7200T	RD7200T	3/4"	3/4"	2"	4"

## SLOW SPIRAL BITS

Three Flute

Up Cut  
OR  
Down Cut



PART # RU5150S

Up Cut Part #	Down Cut Part #	Shank Dia.	Cutting Dia.	Cutting Length	Overall Length
RU4100S	RD4100S	3/8"	3/8"	1"	2-1/2"
RU5100S	RD5100S	1/2"	1/2"	1"	3"
RU5150S	RD5150S	1/2"	1/2"	1-1/2"	3-1/2"

## CHIPBREAKER SPIRAL BITS

Two Flute

Up Cut  
OR  
Down Cut



PART # RU5150CB

Up Cut Part #	Down Cut Part #	Shank Dia.	Cutting Dia.	Cutting Length	Overall Length
RU5125CB	RD5125CB	1/2"	1/2"	1-1/4"	3"
RU5150CB	RD5150CB	1/2"	1/2"	1-1/2"	3-1/2"
RU5200CB	RD5200CB	1/2"	1/2"	2"	4"

The above items are available from stock with chipbreakers.  
Chipbreakers can be added to any spiral bits upon request.

## LEFT HAND SPIRAL BITS

Two Flute

Up Cut  
OR  
Down Cut



PART # LD5125

Up Cut Part #	Down Cut Part #	Shank Dia.	Cutting Dia.	Cutting Length	Overall Length
LU1600	LD1600	1/4"	1/8"	1/2"	2"
LU1800	LD1800	1/4"	3/16"	3/4"	2-1/2"
LU2100	LD2100	1/4"	1/4"	1"	2-1/2"
LU3100	LD3100	5/16"	5/16"	1"	3"
LU4100	LD4100	3/8"	3/8"	1"	3"
LU5125	LD5125	1/2"	1/2"	1-1/4"	3"
LU5200	LD5200	1/2"	1/2"	2"	4"
LU6200	LD6200	5/8"	5/8"	2"	4"
LU7200	LD7200	3/4"	3/4"	2"	4"

## ROUGHING SPIRAL BITS (Hoggers)

Three Flute

Up Cut  
OR  
Down Cut



PART # RU5162H

Up Cut Part #	Down Cut Part #	Cutting Dia.	Cutting Length	Overall Length
<b>3/8" SHANK</b>				
* RU4000H	---	3/8"	1"	2-1/2"
RU4100H	RD4100H	3/8"	1"	3"
RU4125H	RD4125H	3/8"	1-1/4"	3"
<b>1/2" SHANK</b>				
RU5125H	RD5125H	1/2"	1-1/4"	3"
RU5162H	RD5162H	1/2"	1-5/8"	3-1/2"
RU5218H	RD5218H	1/2"	2-3/16"	4"
<b>5/8" SHANK</b>				
RU6200H	RD6200H	5/8"	2"	4"
<b>3/4" SHANK</b>				
RU7200H	RD7200H	3/4"	2"	4"
RU7325H	RD7325H	3/4"	3-1/4"	6"

\* For Castle & Porter Cable Pocket Machines

## COVE NOSE SPIRALS

Two Flute



RU2075CN



PART # RU2075CN

Up Cut

Part #	Shank Dia.	Cutting Dia.	Corner Radius	Cutting Length	Overall Length
RU2075CN	1/4"	1/4"	1/16"	3/4"	2-1/2"
RU5125CN	1/2"	1/2"	1/8"	1-1/4"	3"

## BALL NOSE SPIRALS

Two Flute



RU1800RN



RU2075RN



PART# RU1800RN

Up Cut

Part #	Shank Dia.	Cutting Dia.	Radius	Cutting Length	Overall Length
RU1800RN	1/4"	3/16"	3/32"	3/4"	2-1/2"
RU2075RN	1/4"	1/4"	1/8"	3/4"	2-1/2"
RU5125RN	1/2"	1/2"	1/4"	1-1/4"	3"

## CONICAL BALL NOSE SPIRALS

Four Flute



SC64



PART # SC64



SC66



PART # SC66

Up Cut

Part #	Shank Dia.	Ball Dia.	Radius	Included Angle	Overall Length
SC64	1/4"	1/16"	1/32"	11°	2-1/2"
SC66	1/4"	1/8"	1/16"	7°	2-1/2"



## ULTIMATE FLUSH TRIM BITS

The compression design provides the ultimate cut when using templates. These bits leave a crisp, clean edge on both the top and bottom edge of the workpiece.



Part #	Shank Dia.	Cutting Dia.	Cutting Length	Overall Length
(A) UDF9112	1/2"	7/8"	1-1/8"	3-3/4"
(B) UDP9112	1/2"	7/8"	1-1/8"	3-1/2"
(C) UDC9112	1/2"	7/8"	1-1/8"	3-3/4"

## FLUSH TRIM SPIRAL BITS

These spiral bits offer state-of-the-art results in flush trimming. Our 1/4" diameter tools are great for small inside corners. Try our 1/8" diameter for extremely sharp corners. The 1/8" bit uses a solid pilot. All others feature a double ball bearing guide. Available in your choice of Up Cut, Down Cut, or an Up/Down Combination.

### Up Cut

Part #	Shank Dia.	Cutting Dia.	Cutting Length	Overall Length
RFT1600	1/4"	1/8"	3/8"	2"
RFT2100	1/4"	1/4"	1"	3"
RFT5125	1/2"	1/2"	1-1/4"	3-3/4"
RFT5200	1/2"	1/2"	2"	4-3/4"

### Down Cut

Part #	Shank Dia.	Cutting Dia.	Cutting Length	Overall Length
RFTD1600	1/4"	1/8"	3/8"	2"
RFTD2100	1/4"	1/4"	1"	3"
RFTD5125	1/2"	1/2"	1-1/4"	3-3/4"
RFTD5200	1/2"	1/2"	2"	4-3/4"

### Up / Down Cut (2+2 Compression)

Part #	Shank Dia.	Cutting Dia.	Cutting Length	Overall Length
UDFT2100	1/4"	1/4"	1"	3"
UDFT5152	1/2"	1/2"	1-1/2"	4-1/4"

## ULTIMATE COMPRESSION BITS

### CNC Sheet Goods Up / Down Bits

The "ULTIMATE" Carbide Compression Spiral Bit for CNC routing of sheet goods such as plywood and MDF.

Part #	Shank Dia.	Cutting Dia.	Cutting Length	Overall Length
UC5050	1/2"	3/8"	1/2"	3"
UC5075	1/2"	3/8"	3/4"	3"

Conventional Compression Bits typically force the chips into the mid-section of the cut where the up-cut and down-cut flutes overlap. These chips can pack into the flutes which make the bit hard to push and causes it to run much hotter. This results in lower feed rates and shorter tool life.



PART # UC5050

### ADVANTAGES of the "ULTIMATE" Bit

- Dedicated cut length to match the material thickness.
- Up-cut flute extends into shank to improve chip evacuation.
- Ultimate chip control allows the bit to cut more freely, run cooler, and last longer.
- The down-shear flute cuts a 45° chamfer. Position the depth to barely shave the top edge of the material or lower the bit to cut up to a 1/16" chamfer.
- 3/8" cutting diameter bits are optimal for routing sheet goods. They remove less material with lower horsepower than 1/2" cutting diameter bits.
- 1/2" shank diameter provides the best rigidity and eliminates the need for odd sized collets.

## O-FLUTE SPIRALS

### Plastic Cutting

Standard O-Flute Spiral Bits designed for most plastic and aluminum applications.

Up Cut Part #	Down Cut Part #	Cutting Dia.	# Of Flutes	Cutting Length	Overall Length
1/4" SHANK					
RU1581A	-	1/8"	1	1/4"	2"
RU1601A	RD1601A	1/8"	1	1/2"	2-1/2"
RU1701A	-	5/32"	1	5/8"	2-1/2"
RU1801A	-	3/16"	1	5/8"	2-1/2"
RU2074A	RD2074A	1/4"	1	3/4"	2-1/2"
RU2076A	RD2076A	1/4"	2	3/4"	2-1/2"
RU2111A	-	1/4"	1	1-1/8"	3"
3/8" SHANK					
RU4111A	RD4111A	3/8"	1	1-1/8"	3"
1/2" SHANK					
RU5121A	-	1/2"	1	1-1/4"	3"
RU5161A	-	1/2"	1	1-5/8"	3-1/2"
RU5201A	-	1/2"	1	2"	4"



TOP VIEW



PART # RU4111A



## 0 - FLUTE STRAIGHT BITS

### Single Flute

Used primarily for routing plastics.



TOP  
VIEW

Part #	Shank Dia.	Cutting Dia.	Cutting Length	Overall Length
SA1600	1/4"	1/8"	3/8"	2-1/2"
SA1700	1/4"	5/32"	1/2"	2-1/2"
SA1800	1/4"	3/16"	1/2"	2-1/2"
SA1900	1/4"	7/32"	5/8"	2-1/2"
SA2075	1/4"	1/4"	3/4"	2-1/2"
SA2100	1/4"	1/4"	1"	3-1/2"
SA4100	3/8"	3/8"	1"	3"

PART # SA2100

## FLAT BOTTOM VEINING



PART# SC33



SC33

Part #	Shank Dia.	Cutting Dia.	Flute	Cutting Length	Overall Length
SC062	1/4"	1/16"	Single	3/16"	1-1/2"
SC33	1/4"	1/8"	Double	1/4"	2"
SC156	1/4"	5/32"	Double	3/8"	1-1/2"
SC34	1/4"	3/16"	Double	3/8"	2"
SC35	1/4"	1/4"	Double	1/2"	2"

## SOLID CARBIDE TRIM BITS




(A) PART # SC28B



(F) PART # SC29A



(B) PART # SC28



(G) PART # SC30



(C) PART # SC28A



(H) PART# SC31



(D) PART # SC28C



(I) PART# SC32



(E) PART # SC29

Trim Bits	Part #	Shank Dia.	Cutting Length	Overall Length
(A) <b>Standard Flush Trim</b> 1/4" Cut Length	SC28B	1/4"	1/4"	1-1/2"
	SC28B Bulk	100 Pcs. - Bulk Pack		
(B) <b>Flush Trim</b> 3/8" Cut Length	SC28	1/4"	3/8"	1-1/2"
	SC28 Bulk	100 Pcs. - Bulk Pack		
(C) <b>Flush Trim - Double End</b>	SC28A	1/4"	1/4"	2"
(D) <b>Dado Trim</b> Small Pilot for Dado	SC28C	1/4"	1/4"	1-1/2"
	SC28C Bulk	100 Pcs. - Bulk Pack		
(E) <b>7° Bevel Trim</b>	SC29	1/4"	1/4"	1-1/2"
	SC29 Bulk	100 Pcs. - Bulk Pack		
(F) <b>7° Bevel Trim - Double End</b>	SC29A	1/4"	1/4"	2"
(G) <b>Flush &amp; 7° Bevel Trim</b> Without Pilot	SC30	1/4"	3/8"	1-1/2"
(H) <b>Hole &amp; Flush Trim</b> Panel Pilot	SC31	1/4"	3/8"	2"
(I) <b>Rip &amp; Slotting</b>	SC32	1/4"	3/8"	1-1/2"

## ROUND BOTTOM VEINING Two Flute



PART# SC40



SC40

Part #	Shank Dia.	Cutting Dia.	Radius	Cutting Length	Overall Length
SC39	1/4"	1/8"	1/16"	1/4"	2"
SC40	1/4"	3/16"	3/32"	3/8"	2"
SC41	1/4"	1/4"	1/8"	1/2"	2"

## LINER BITS



PART# SC50



SC50



PART# SC54



SC54



PART# SC55



SC55

Included Angle	Part #	Shank Dia.	Point Type	Overall Length
22°	SC50	1/4"	Pencil	2-1/2"
15°	SC54	1/4"	1/16" Flat	2-1/2"
	SC55	1/4"	3/32" X 45°	2-1/2"

## CONICAL BALL NOSE Four Flute



SC64



PART # SC64



SC66



PART # SC66

Included Angle	Part #	Shank Dia.	Ball Dia.	Radius	Overall Length
11°	SC64	1/4"	1/16"	1/32"	2-1/2"
7°	SC66	1/4"	1/8"	1/16"	2-1/2"

SOLID CARBIDE IS NOT GUARANTEED AGAINST BREAKAGE



## ENGRAVING BITS



SC70

SC71

SC75

SC76



PART # SC70



PART # SC71



PART # SC75



PART # SC76

Included Angle	Part #	Shank Dia.	Point Type	Overall Length
30°	SC70	1/4"	Pencil	2"
	SC71	1/4"	1/32" Flat	2"
45°	SC75	1/4"	Pencil	2"
	SC76	1/4"	1/32" Flat	2"

## SOLID CARBIDE FIBERGLASS BITS



PART #SC90

Part #	Shank Dia.	Cutting Dia.	Cutting Length	Overall Length
SC90	1/4"	1/4"	3/4"	2-1/2"
SC90V	1/4"	1/4"	3/4"	2-1/2"
SC91V	1/4"	1/4"	1"	3"

*Note - Order SC90 for flat bottom plunge point.  
SC90V & SC91V are supplied with a vee plunge point.*

## SCREW SLOT BITS

Use these solid carbide bits with a plunge router to cut slots for #8 screws. Screw slots allow for the seasonal movement of larger wooden parts such as table tops. These bits will also cut up to a 7/16" deep recess for the screw head.



PART #SC100



PART #SC102

Part #	Shank Dia.	Style	Cutting Length	Large Dia.	Overall Length
SC100	1/2"	82° C'sink	15/16"	7/16"	3"
SC102	1/2"	Flat C'bore	15/16"	1/2"	3"

## SOLID CARBIDE STRAIGHT BITS

### Single Flute

Part #	Shank Dia.	Cutting Dia.	Cutting Length	Overall Length
SC062	1/4"	1/16"	3/16"	1-1/2"
SC01	1/4"	1/16"	5/16"	1-1/2"
SC01A	1/4"	3/32"	5/16"	1-1/2"
SC02	1/4"	1/8"	3/8"	1-1/2"
SC03	1/4"	5/32"	5/8"	1-1/2"
SC04	1/4"	3/16"	1/2"	1-1/2"
SC05	1/4"	7/32"	3/4"	2"
SC06	1/4"	1/4"	3/4"	2"
SC07	1/4"	1/4"	1"	2-1/2"
SC08	1/4"	1/4"	1"	3"
SC17	5/16"	5/16"	1"	2-1/2"



PART # SC08

## SOLID CARBIDE STRAIGHT BITS

### Two Flute

Part #	Cutting Dia.	Cutting Length	Overall Length
<b>1/4" SHANK</b>			
SC33	1/8"	1/4"	2"
SC09	1/8"	3/8"	1-1/2"
SC09A	1/8"	3/8"	2"
SC156	5/32"	3/8"	1-1/2"
SC10	5/32"	5/8"	1-1/2"
SC10A	5/32"	5/8"	2"
SC34	3/16"	3/8"	2"
SC11	3/16"	1/2"	1-1/2"
SC11A	3/16"	1/2"	2"
SC12	3/16"	5/8"	2"
SC13	7/32" / 5.5mm	3/4"	2"
SC35	1/4"	1/2"	2"
SC14	1/4"	3/4"	2"
SC15	1/4"	1"	2-1/2"
SC16	1/4"	1"	3"
<b>5/16" SHANK</b>			
SC18	5/16"	1"	2-1/2"
<b>3/8" SHANK</b>			
SC19	3/8"	1"	2-1/2"
SC19A	3/8"	1-1/4"	3"
<b>1/2" SHANK</b>			
SC218	7/32" / 5.5mm	3/4"	2-3/4"
SC235	15/64" / 6mm	3/4"	2-3/4"
SC20	1/4"	3/4"	2-3/4"
SC21	1/4"	1"	3"
SC22	5/16"	1"	3"
SC23	3/8"	1"	3"
SC24	3/8"	1-1/4"	3"
SC25	1/2"	1"	3"
SC26	1/2"	1-1/4"	3"
SC27	1/2"	1-1/2"	3-1/2"



PART # SC15



PART # SC24





# CARBIDE TIP - STRAIGHTS

Whiteside Machine

## 1/4" SHANK STRAIGHT BITS



PART # 1022



SINGLE FLUTE

TWO FLUTE

Part #	Cutting Dia.	Cutting Length	Overall Length	Special Use
<b>1/4" SHANK - Single Flute</b>				
1004	1/4"	3/4"	2-1/4"	
1005	1/4"	1"	2-1/2"	
1007	1/4"	1"	3-1/4"	Air Router
1008	9/32"	3/4"	2-1/4"	
<b>1/4" SHANK - Two Flute</b>				
1012	1/4"	1/2"	2"	
1013	1/4"	3/4"	2-1/4"	Incra®
1014	1/4"	1"	2-1/2"	
1016	1/4"	1"	3"	
1016-01	1/4"	1"	3-1/4"	Air Router
1018	9/32"	1"	3"	
1019	5/16"	1"	2-1/2"	OmniJig® #43300
1020	5/16"	1"	2-3/4"	Leigh #140
1020X8	5/16"	1"	2-3/4"	Leigh #140-8mm Shank
1021	3/8"	3/4"	2-1/4"	
1022	3/8"	1"	2-1/2"	Incra®
1023	3/8"	1-1/4"	2-3/4"	
1023A	13/32"	1"	2-1/2"	
1024	7/16"	1"	2-1/2"	
1024A	31/64"	3/4"	2-1/4"	Plywood Dado
1025	1/2"	3/4"	2-1/4"	
1026	1/2"	1"	2-1/2"	OmniJig® #43318
1027	9/16"	3/4"	2-1/4"	
1027A	19/32"	3/4"	2-1/4"	Plywood Dado
1028	5/8"	3/4"	2-1/8"	
1029	11/16"	3/4"	2-1/8"	
1029A	23/32"	3/4"	2-1/8"	Plywood Dado
1030	3/4"	3/4"	2-1/8"	
1031	3/4"	1"	2-5/8"	
1033	1"	3/4"	2-1/8"	
1303	1-1/4"	1/2"	2-1/8"	Mortising

## 3/8" SHANK STRAIGHT BITS



PART # 1040



Part #	Cutting Dia.	# Of Flutes	Cutting Length	Overall Length	Special Use
<b>3/8" SHANK - Single Flute</b>					
1035	3/8"	1	1"	2-5/8"	-
1036	3/8"	1	1-1/4"	2-7/8"	-
<b>3/8" SHANK - Two Flute</b>					
1039	3/8"	2	1"	2-5/8"	-
1040	3/8"	2	1-1/4"	2-7/8"	-
1041	3/8"	2	1-1/4"	3-5/8"	Air Router
1043	1/2"	2	1"	2-1/2"	-
1045	7/8"	2	1"	2-1/2"	-

## 1/2" SHANK STRAIGHT BITS



PART # 1066



SINGLE FLUTE

TWO FLUTE

Part #	Cutting Dia.	Cutting Length	Overall Length	Special Use
<b>1/2" SHANK - Single Flute</b>				
1049	3/8"	1"	2-5/8"	
1050	3/8"	1-1/4"	2-7/8"	
1051	1/2"	3/4"	2-3/8"	Midwest Machine
1052	1/2"	1-1/4"	2-7/8"	
1054	1/2"	1-1/2"	3-1/8"	
1055	1/2"	2"	4-1/8"	
1055A	1/2"	2-1/2"	4-3/8"	
<b>1/2" SHANK - Two Flute</b>				
1058	1/4"	3/4"	2-3/8"	Incra®
1059	9/32"	3/4"	2-3/8"	
1060	5/16"	1"	2-5/8"	
1061	3/8"	3/4"	2-3/8"	
1062	3/8"	1"	2-5/8"	Incra®
1063	3/8"	1-1/4"	2-7/8"	
1064	13/32"	3/4"	2-1/2"	
1065	7/16"	1-1/4"	2-7/8"	
1065L	7/16"	1-1/4"	3-1/4"	Leigh #150
1065A	31/64"	1"	2-5/8"	Plywood Dado
1066	1/2"	1"	2-5/8"	
1067	1/2"	1-1/4"	2-7/8"	Leigh #160
1067F	1/2"	1-1/4"	2-7/8"	Carbide Boring Point
1069	1/2"	1-1/2"	3-1/8"	
1069DS	1/2"	1-1/2"	3-1/8"	Down Shear
1070	1/2"	1-1/2"	4-1/8"	
1071	1/2"	2"	3-1/2"	
1072	1/2"	2"	4-1/8"	
1073	1/2"	2-1/2"	4-3/8"	
1073-01	1/2"	2-1/2"	5-1/2"	
1074	17/32"	1-1/4"	2-7/8"	
1075	9/16"	1-1/4"	3"	
1075A	19/32"	3/4"	2-1/4"	Plywood Dado
1076	5/8"	1"	2-1/2"	
1076F	5/8"	1"	2-1/2"	Carbide Boring Point
1077	5/8"	1-1/4"	3"	
1078	5/8"	1-1/2"	3"	
1079	5/8"	2"	4"	
1080	21/32"	1-1/4"	3"	
1082	11/16"	1"	2-1/2"	
1083	11/16"	1-1/4"	3"	
1083A	23/32"	1"	2-1/2"	Plywood Dado
1302A	3/4"	5/8"	2-1/4"	Mortising
1084	3/4"	1"	2-3/4"	
1085	3/4"	1-1/4"	3"	
1085F	3/4"	1-1/4"	3"	Carbide Boring Point
1086	3/4"	1-1/2"	3-1/4"	
1087	3/4"	2"	3-5/8"	
1088	25/32"	1-1/4"	3"	
1090	13/16"	1-1/4"	3"	
1091	7/8"	1-1/4"	3"	
1092	15/16"	1-1/4"	3"	
1093	1"	1-1/4"	3"	
1093F	1"	1-1/4"	3"	Carbide Boring Point
1094	1"	1-1/2"	3"	
1095	1"	2"	3-3/4"	
1096	1-1/8"	1-1/2"	3"	
1304	1-1/4"	1/2"	2-1/8"	Mortising
1097	1-1/4"	1-1/2"	3"	
1098	1-3/8"	1-1/4"	3"	
1099	1-1/2"	1-1/4"	3"	
1100	1-3/4"	1-1/4"	3"	
1101	2"	1-1/4"	3"	



## CNC ROUTER BITS

### Straight Cut



PART # C7525F

CNC tools are designed to meet the severe applications of CNC routing. These tools offer superior performance over standard straight flute bits at the high feed rates commonly found on CNC routers. They also provide an economical alternative to the more expensive spiral bits. For the ultimate in CNC routing, choose from Whiteside's wide selection of Solid Carbide Spiral Bits listed on pages 2-4.

Use on CNC Routers only.

Part #	Cutting Dia.	# Of Flutes	Cutting Length	Overall Length
<b>1/2" SHANK</b>				
C1052	1/2"	1	1-1/4"	2-7/8"
C1055	1/2"	1	2"	4-1/8"
C1067	1/2"	2	1-1/4"	2-7/8"
C1069	1/2"	2	1-1/2"	3-1/8"
C1072	1/2"	2	2"	4-1/8"
<b>5/8" SHANK</b>				
C6310	5/8"	2	1-1/4"	3"
C6320	5/8"	2	2"	4"
<b>3/4" SHANK</b>				
C7512	3/4"	2	1-1/4"	3"
C7515	3/4"	2	1-1/2"	3-1/4"
C7520	3/4"	2	2"	4"
C7520F	3/4"	2	2"	4"
C7520V	3/4"	2	2"	4"
C7525	3/4"	2	2-1/2"	4-1/2"
C7525F	3/4"	2	2-1/2"	4-1/2"
C8820V	7/8"	2	2"	4"
C1108	1"	2	1-1/2"	3-1/4"
C1109	1"	2	2"	4-1/4"

F - Supplied with Carbide Flat Bottom Boring Point  
V - Supplied with Carbide Vee Bottom Boring Point

## LEFT HAND - STRAIGHT CUT

### Double Flute

Part #	Cutting Dia.	Cutting Length	Overall Length
<b>1/4" SHANK</b>			
1014LH	1/4"	1"	2-1/2"
<b>1/2" SHANK</b>			
1062LH	3/8"	1"	2-5/8"
1066LH	1/2"	1"	2-5/8"
1069LH	1/2"	1-1/2"	3-1/8"
1072LH	1/2"	2"	4-1/8"
1085LH	3/4"	1-1/4"	3"
<b>3/4" SHANK</b>			
1105LH	3/4"	2"	5"
* 1126LH	3/4"	2-1/2"	5"
* 1128LH	3/4"	2-1/2"	5-1/2"



PART # 1069LH

\* Recommended for "Topmaster" machines.


NOTE: Left Hand Spiral Bits also available, see pg. 3.

## STRAIGHT CUT CABINET DADO BITS

For Undersized Plywood  
Double Flute



PART # 1027A



Part #	Cutting Dia.	Plywood Size	Cutting Length	Overall Length
<b>1/4" SHANK - Two Flute</b>				
SC SC13	7/32"	1/4" / 5.5mm	3/4"	2"
1024A	31/64"	1/2"	3/4"	2-1/4"
1027A	19/32"	5/8"	3/4"	2-1/4"
1029A	23/32"	3/4"	3/4"	2-1/8"
<b>1/2" SHANK - Two Flute</b>				
SC SC218	7/32"	1/4" / 5.5mm	3/4"	2-3/4"
SC SC235	15/64"	15/64" / 6mm	3/4"	2-3/4"
1065A	31/64"	1/2"	1"	2-5/8"
1075A	19/32"	5/8"	3/4"	2-1/4"
1083A	23/32"	3/4"	1"	2-1/2"


SC Solid Carbide

## TEMPLATE BITS

### Ball Bearing Guide



PART #3008



Part #	Cutting Dia.	Cutting Length	Overall Length	Bearing Number
<b>1/4" SHANK</b>				
* 3000A	1/2"	1/8"	1-3/4"	B9
* 3000	1/2"	1/4"	1-7/8"	B9
3001	1/2"	1/2"	2"	B9
3002	1/2"	3/4"	2-1/4"	B9
3004	1/2"	1"	2-1/2"	B9
* 3006	5/8"	1/4"	1-3/4"	B6
K41	5/8"	1/2"	2-1/4"	B6
K43	5/8"	3/4"	2-1/2"	B6
3008	5/8"	1"	2-1/2"	B6
* 3010	3/4"	1/4"	1-3/4"	B4
3012	3/4"	3/4"	2-3/8"	B4
3014	3/4"	1"	2-5/8"	B4
<b>3/8" SHANK</b>				
3015	7/8"	1"	2-5/8"	B12
<b>1/2" SHANK</b>				
3016	1-1/8"	1"	3"	B11
3018	1-1/8"	1-1/2"	3-1/2"	B11
3019	1-1/8"	2"	4"	B11
*** 3020	3/4"	1"	2-3/4"	***B19
*** 3021	3/4"	1-1/4"	3"	***B19
*** 3022	3/4"	1-1/2"	3-1/4"	***B19
3022A	7/8"	1-1/2"	3-1/2"	B13
*** 3023	3/4"	2"	3-5/8"	***B19

\* Dado Clean out bits. Use to Square the bottom of dado cuts made on a table saw.

\*\*\* Whiteside recommends using bits over 3/4" diameter in 1/2" shank whenever possible due to the fragile nature of the B19 bearing.



# STAGGERTOOTH - MORTISE

Whiteside Machine

## STAGGERTOOTH BITS

Straight Flute



PART # 1201

Part #	Shank Dia.	Cutting Dia.	Cutting Length	Overall Length
1200	1/4"	1/4"	1-1/4"	3-1/2"
1201	1/2"	3/8"	1-1/2"	3-1/8"
1202	1/2"	1/2"	1-1/2"	3-1/8"
1203	1/2"	1/2"	2-1/8"	4"
1205	1/2"	1/2"	2-5/8"	5-1/2"

## UP/DOWN STAGGERTOOTH BITS

Opposite Shear (Compression)



PART # 1252

Part #	Shank Dia.	Cutting Dia.	Cutting Length	Overall Length
1250	1/2"	1/2"	1-1/2"	3-1/2"
1252	1/2"	1/2"	2"	4"
1260	5/8"	3/4"	2"	5"
1270	3/4"	3/4"	2"	4"

## MORTISE BITS



PART # 1301



Part #	Shank Dia.	Cutting Dia.	Cutting Length	Overall Length
1300	1/4"	1/2"	3/4"	2-1/8"
1301	1/4"	5/8"	3/4"	2-1/8"
1302	1/4"	3/4"	3/4"	2-1/8"
1303	1/4"	1-1/4"	1/2"	2-1/8"
1302A	1/2"	3/4"	5/8"	2-1/4"
1304	1/2"	1-1/4"	1/2"	2-1/8"

If you need a square corner on your mortise, use Whiteside's Square Corner Chisel (see page 34).

## SCREW TYPE HELIX MORTISE

With Downshear  
Cutter Only



PART # 13-750

Part #	Cutting Diameter		Cutting Length	Overall Length
	Fractional	Decimal		
13-500	1/2"	.500"	5/8"	7/8"
13-515	33/64"	.515"	5/8"	7/8"
13-531	17/32"	.531"	5/8"	7/8"
13-562	9/16"	.562"	5/8"	7/8"
13-625	5/8"	.625"	5/8"	7/8"
13-640	41/64"	.640"	5/8"	7/8"
13-656	21/32"	.656"	5/8"	7/8"
13-687	11/16"	.687"	5/8"	7/8"
13-719	23/32"	.719"	5/8"	7/8"
13-750	3/4"	.750"	5/8"	7/8"
13-765	49/64"	.765"	5/8"	7/8"
13-781	25/32"	.781"	5/8"	7/8"
13-812	13/16"	.812"	5/8"	7/8"
13-875	7/8"	.875"	5/8"	7/8"
13-937	15/16"	.937"	5/8"	7/8"
13-1000	1"	1"	1/2"	1/2"
13-1125	1-1/8"	1.125"	1/2"	1/2"
13-1250	1-1/4"	1.25"	1/2"	1/2"
* 13-1250A	1-1/4"	1.25"	1/2"	1/2"

\* 13-1250A supplied with 5/16"-24 threads.  
All others supplied with 1/4"-28 threads.  
Special cutting diameters available by special order.

## HELIX MORTISE ARBORS

Part #	Shank Dia.	Thread	Overall Length
HMA-1/4	1/4"	1/4"-28	1-3/4"
HMA-1/2	1/2"	1/4"-28	1-3/4"
* HMA-1/4A	1/4"	5/16"-24	1-3/4"
* HMA-1/2A	1/2"	5/16"-24	1-3/4"



PART # HMA-1/4

\* Fits #13-1250A only

Router

Bits



- Committed to Quality
- Family Owned and Operated
- Superb Product Line

ESTABLISHED

1970

And

More



## BOWL & TRAY

### BOWL & TRAY BITS

Part #	Cutting Dia.	Radius	Cutting Length	Overall Length
<b>1/4" SHANK</b>				
1370	7/16"	1/8"	5/16"	2-1/8"
1372	3/4"	1/4"	5/8"	2-3/8"
* 1372B	3/4"	1/4"	5/8"	2-3/8"
<b>1/2" SHANK</b>				
1374	3/4"	1/4"	5/8"	2-3/8"
* 1374B	3/4"	1/4"	5/8"	2-3/8"
1376	1-1/4"	1/4"	1/2"	2-1/4"
* 1376B	1-1/4"	1/4"	1/2"	2-1/4"

\* Supplied with bearing on shank for pattern template routing.



PART # 1372

## ROUND NOSE

### ROUND NOSE (CORE BOX)

Part #	Cutting Dia.	Radius	Cutting Length	Overall Length
<b>1/4" SHANK</b>				
SC SC39	1/8"	1/16"	1/4"	2"
SC SC40	3/16"	3/32"	3/8"	2"
SC SC41	1/4"	1/8"	1/2"	2"
1403	3/8"	3/16"	1/2"	2"
1404	1/2"	1/4"	5/8"	2-1/4"
1405	5/8"	5/16"	3/8"	2"
1406	3/4"	3/8"	7/16"	2"
<b>1/2" SHANK</b>				
1407	3/8"	3/16"	1"	2-5/8"
1408	1/2"	1/4"	1-1/4"	2-7/8"
1410	5/8"	5/16"	1-1/4"	2-7/8"
1411	3/4"	3/8"	1-1/4"	2-7/8"
1412	7/8"	7/16"	1-1/4"	2-7/8"
1413	1"	1/2"	1-1/4"	2-7/8"
1414	1-1/4"	5/8"	1-1/4"	3"
1415	1-1/2"	3/4"	1-1/4"	3"
1416	1-3/4"	7/8"	1-1/4"	3"
1417	2"	1"	1-1/4"	3"
<b>3/4" SHANK</b>				
1420	3/4"	3/8"	2"	4"



PART # 1410

SC Solid Carbide

### ROUND NOSE With Bearing Guide

The addition of a shank mounted bearing extends the use of our round nose bits in lettering, veining, or decorative cuts when following a template.




PART # 1404B



Part #	Cutting Dia.	Radius	Cutting Length	Bearing Number
<b>1/4" SHANK</b>				
1404B	1/2"	1/4"	5/8"	B9
1405B	5/8"	5/16"	3/8"	B6
1406B	3/4"	3/8"	7/16"	B4

## HALF ROUND

### HALF ROUND (BULL NOSE)




PART #1428



Part #	"R" Radius	"B" Opening of Cutter	"C" Cutting Length	Large Dia.
<b>1/4" SHANK</b>				
1425	3/32"	3/16"	1/2"	3/4"
1426	1/8"	1/4"	9/16"	7/8"
1427	3/16"	3/8"	7/8"	1"
1428	1/4"	1/2"	1"	1-1/8"
<b>1/2" SHANK</b>				
1429	3/32"	3/16"	1/2"	3/4"
1430	1/8"	1/4"	9/16"	7/8"
1431	3/16"	3/8"	7/8"	1"
1432	1/4"	1/2"	1"	1-1/8"
1432A	5/16"	5/8"	1"	1-1/4"
1433	3/8"	3/4"	1-1/4"	1-5/8"
1433A	7/16"	7/8"	1-1/2"	1-7/8"
1434	1/2"	1"	1-1/2"	1-15/16"
1434A	9/16"	1-1/8"	1-1/2"	1-15/16"
1435	5/8"	1-1/4"	1-3/4"	2-3/16"
1436	3/4"	1-1/2"	1-7/8"	2-7/16"

Note - Large diameter minus "B" opening equals small diameter.

### PLUNGE CUT HAND GRIP




PART #1440



Part #	Shank Dia.	"A" Bead Opening	"B" Bead Depth	Cutting Length	Overall Length
1440	1/2"	7/8"	1/4"	1-3/8"	3-1/2"

Use with B11 bearing and LC-1/2 lock collar on shank for guide template routing.

### OVAL EDGE (HALF BULL NOSE)



PART # 1474



Part #	Shank Dia.	"A" Bead Opening	"B" Bead Depth	"C" Cutting Length	Large Dia.
1470	1/2"	7/8"	5/32"	1-1/4"	13/16"
1474	1/2"	1/2"	1/8"	1"	3/4"
1476	1/2"	3/4"	3/16"	1-1/4"	1"
1478	1/2"	1"	3/16"	1-1/4"	1"
1480	1/2"	1-1/2"	1/4"	1-3/4"	1-1/4"



## V GROOVE

### 90° INCLUDED ANGLE

#### V Groove



PART # 1502



Part #	Cutting Dia.	Point Length	Overall Length
<b>1/4" SHANK</b>			
SC 1500	1/4"	1/8"	1-1/2"
1501	3/8"	3/16"	1-7/8"
1502	1/2"	1/4"	1-7/8"
<b>1/2" SHANK</b>			
1503	1/2"	1/4"	2"
1504	3/4"	3/8"	2-1/4"
1506	1"	1/2"	2-1/4"
1508	1-1/2"	3/4"	2-5/8"

SC Solid Carbide  
Not for miter folding.



PART # 1504

### 60° INCLUDED ANGLE

#### V Groove



PART # 1550



Part #	Cutting Dia.	Point Length	Overall Length
<b>1/4" SHANK</b>			
SC 1540	1/4"	7/32"	1-1/2"
SC 1541 **	1/4"	7/32"	2"
1550	1/2"	7/16"	2"
<b>1/2" SHANK</b>			
1560	1/2"	7/16"	2-1/4"

SC Solid Carbide  
\*\* #1541 features three flutes for improved veining




PART # 1560

## POINT CUTTING ROUNDOVER

### POINT CUTTING ROUNDOVER

#### Decorative Trimming & Lettering



PART # 1574



Part #	Cutting Dia.	Radius	Cutting Length	Overall Length
<b>1/4" SHANK</b>				
1568	1/4"	1/8"	1/4"	2"
1570	3/8"	3/16"	3/8"	2"
1572	1/2"	1/4"	1/2"	2"
1574	3/4"	3/8"	5/8"	2"
<b>1/2" SHANK</b>				
1580	3/4"	3/8"	5/8"	2-1/4"
1582	1"	1/2"	3/4"	2-3/8"

Point Cutting Roundovers are not guaranteed against breakage.

## PANEL

### PANEL BITS

#### Pilot Plunge Point




PART # 1701



Part #	Shank Dia.	Cutting Dia.	Cutting Length	Overall Length
<b>SINGLE FLUTE</b>				
1700	1/4"	1/4"	3/4"	2-5/8"
1701	3/8"	3/8"	1-1/8"	3-3/8"
1701A	3/8"	3/8"	1"	3"
1702	1/2"	1/2"	1-1/4"	4"
1702A	1/2"	1/2"	1-1/4"	3-5/8"
<b>TWO FLUTE</b>				
1704	1/4"	3/8"	1"	3-1/4"
1705	3/8"	3/8"	1"	3"
1706	1/2"	1/2"	1-1/4"	4"

### STAGGERTOOTH PANEL BIT

#### With Center Pilot



PART # 1726



Part #	Shank Dia.	Cutting Dia.	"A" Cutting Length	"B" Flute Length	Overall Length
1726	1/2"	1/2"	2-3/4"	1-1/8"	4-1/4"

## COVE

### COVE BITS




PART #1805



Part #	Radius	Large Dia.	Cutting Length	Bearing Number
<b>1/4" SHANK</b>				
1800A	3/16"	7/8"	1/2"	B3
1800	1/4"	1"	1/2"	B3
1801	3/8"	1-1/4"	1/2"	B3
1802	1/2"	1-1/2"	5/8"	B3
<b>1/2" SHANK</b>				
1803	1/4"	1"	1/2"	B3
1804	3/8"	1-1/4"	1/2"	B3
1805	1/2"	1-1/2"	5/8"	B3
1806	5/8"	1-3/4"	3/4"	B3
1807	3/4"	2"	7/8"	B3
1810	1"	2-1/2"	1"	B3

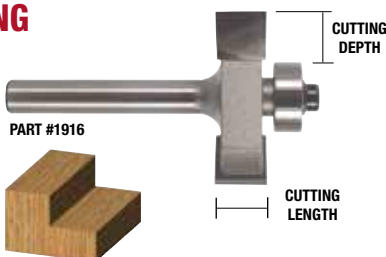


## RABBET BITS



Part #	Large Dia.	Cutting Length	Cutting Depth	Bearing Number
<b>1/4" SHANK</b>				
1880	7/8"	1/2"	1/4"	B2
1900	1-1/4"	1/2"	3/8"	B3
1951	1-3/8"	1/2"	1/2"	B2
<b>1/2" SHANK</b>				
1885	7/8"	5/8"	1/4"	B2
1901	1-1/4"	1/2"	3/8"	B3
1954	1-3/8"	1/2"	1/2"	B2
1959	1-7/8"	1"	3/4"	B2

## SLOTING & RABBETING



Wood blocks are not to scale.

Part #	Large Dia.	Cutting Length	Cutting Depth	Overall Length
<b>1/4" SHANK</b>				
1904	1-1/4"	1/8"	3/8"	2"
* 1908	1-1/2"	5/32"	1/2"	1-3/4"
1912	1-1/4"	1/4"	3/8"	2"
1916	1-1/4"	3/8"	3/8"	2"
1920	1-1/2"	1/2"	1/2"	2"
<b>1/2" SHANK</b>				
1906	1-1/4"	1/8"	3/8"	2"
* 1910	1-1/2"	5/32"	1/2"	2"
1914	1-1/4"	1/4"	3/8"	2"
1918	1-1/4"	3/8"	3/8"	2-1/8"
1922	1-1/2"	1/2"	1/2"	2-1/4"
1924	1-1/4"	3/4"	3/8"	2-1/2"

\* Proper Size for Biscuit Joining  
B3 Bearing supplied

**BB501** - Bearing kit with wrench (see pg. 35). Increase the versatility of your Rabbeting Bits by simply changing the bearing size to vary your cutting depth. This set allows 1/4", 5/16", 3/8", & 7/16" cutting depth on all 1-1/4" bits or 3/8", 7/16", 1/2", & 9/16" cutting depth on all 1-1/2" bits.

## BISCUIT JOINING KIT


Part #	Description
1940	1/4" Shank Kit
1945	1/2" Shank Kit



This kit contains our 5/32" Rabbeting Bit with 1/2" B3 bearing for cutting slots to fit #20 Biscuits. Also includes alternate bearings B14 and B15 to cut slots for #0 and #10 Biscuits. Hex Wrench included.

## MULTI RABBET SET

Change your Rabbet depth by changing the bearing! Set includes all eight bearings to make each of the cuts shown. Hex Wrench included.




Wood blocks are not to scale.

Part #	Large Dia.	Cutting Length	Description
1952	1-3/8"	1/2"	1/4" Shank Set
1955	1-3/8"	1/2"	1/2" Shank Set

Sets are organized and protected in a plastic case.

## DEEP MULTI RABBET SET



Wood blocks are not to scale.

Part #	Large Dia.	Cutting Length	Description
1960	1-7/8"	1"	1/2" Shank Set

Sets are organized and protected in a plastic case.

## ROUND OVER & BEADING

### Ball Bearing Guide



ROUND OVER

BEADING



PART #2006

Roundover Part #	Beading Part #	Radius	Large Dia.	Cutting Length
<b>1/4" SHANK</b>				
2000A	2100A	1/16"	5/8"	1/2"
2000B		3/32"	11/16"	1/2"
2000C	2100C	1/8"	3/4"	1/2"
2000D	2100D	5/32"	13/16"	1/2"
2000	2100	3/16"	7/8"	1/2"
2001	2101	1/4"	1"	1/2"
2002	2102	5/16"	1-1/8"	1/2"
2003	2103	3/8"	1-1/4"	5/8"
2004	2104	1/2"	1-1/2"	3/4"
<b>1/2" SHANK</b>				
2005C	2105C	1/8"	3/4"	1/2"
2005	2105	3/16"	7/8"	1/2"
2006	2106	1/4"	1"	1/2"
2007	2107	5/16"	1-1/8"	1/2"
2008	2108	3/8"	1-1/4"	5/8"
2008A		7/16"	1-3/8"	5/8"
2009	2109	1/2"	1-1/2"	3/4"
2009A		5/8"	1-3/4"	1"
2009B		9/16"	1-5/8"	3/4"
2010	2110	3/4"	2"	1"
2011		7/8"	2-1/4"	1-1/8"
2012		1"	2-1/2"	1-5/16"
2013		1-1/8"	3"	1-1/2"
2014		1-1/4"	3-1/4"	1-3/4"
2015		1-3/8"	3-1/2"	1-3/4"
2016		1-1/2"	3-3/4"	1-7/8"

Bearing: Use B2 for Beading  
Use B4 for 2013 thru 2016

Use B3 for Roundover

## ROUND OVER BITS

### Small Pilot



GREAT FOR  
TIGHT PLACES




PART #1984

Extra small brass pilot (5/32" dia.) allows these bits to roundover edges on finely detailed workpieces with intricate contours, tight confines, and narrow openings. These bits give professional results without all the tedious hand sanding. Carbide cutting edges far outlast comparable high speed steel bits.

Part #	Radius	Large Dia.	Cutting Length	Overall Length
<b>1/4" SHANK</b>				
1978	1/16"	3/8"	7/16"	2"
1980	1/8"	3/8"	7/16"	2"
1982	1/4"	5/8"	1/2"	2-1/8"
1984	3/8"	7/8"	5/8"	2-1/4"

## MULTI-BEADING SETS

### For Extra Deep Beading




ROUND OVER

1/16" BEAD

1/8" BEAD

3/16" BEAD



PART #2040


Roundover and More! Conventional Beading only cuts a shallow 1/16" bead. Expand your capabilities with these versatile sets. Deeper beads create a more pronounced edge on larger pieces. Includes all four bearings and Hex Key Wrench.

Wood blocks are not to scale.

Part #	Radius	Large Dia.	Cutting Length	Overall Length
<b>1/2" SHANK</b>				
2040B	1/4"	1-1/4"	1/2"	2-3/8"
2042B	3/8"	1-1/2"	5/8"	2-1/2"
2044B	1/2"	1-3/4"	3/4"	2-5/8"

## PLUNGE ROUND OVER

### With Plunge Point



## ROUND OVER & EDGE TRIM (Traditional)

Part #	"R" Radius	"A" Large Dia.	"B" Small Dia.	"C" Pattern Length
<b>1/4" SHANK</b>				
2050	1/8"	3/8"	1/8"	1/4"
2051	3/16"	5/8"	1/4"	1/8"
2052	1/4"	3/4"	1/4"	3/8"
<b>1/2" SHANK</b>				
2055	1/4"	3/4"	1/4"	1/4"
2056	1/4"	3/4"	1/4"	3/8"
2057	3/8"	1"	1/4"	5/16"
2058	3/8"	1"	1/4"	9/16"
2060	1/2"	1-3/8"	3/8"	3/4"
2062	9/16"	1-5/8"	1/2"	1"
2064	5/8"	1-3/4"	1/2"	1-1/16"
2066	3/4"	2"	1/2"	1-1/8"



PART #2060

## ROUND OVER & EDGE TRIM (Long Nose)

Part #	"R" Radius	"A" Large Dia.	"B" Small Dia.	"C" Pattern Length
<b>1/2" SHANK</b>				
* 2068	3/16"	1"	1/2"	13/16"
** 2070	3/16"	1"	1/2"	1-5/16"
* 2072	1/4"	1-1/8"	1/2"	13/16"
** 2074	1/4"	1-1/8"	1/2"	1-5/16"
* 2076	3/8"	1-3/8"	1/2"	13/16"
** 2078	3/8"	1-3/8"	1/2"	1-5/16"



PART #2076

\* Edge Trim for 3/4" stock


\*\* Edge Trim for 1-1/4" stock



## DOUBLE ROUNDOVER

### DOUBLE ROUNDOVER

With Adjustable Cutting Length



PART #2164



FLUSH



1/16" BEAD

Part #	Radius	Large Dia.	Overall Length
1/2" SHANK			
2160	1/8"	1-1/8"	3-3/4"
2162	3/16"	1-1/4"	3-3/4"
2164	1/4"	1-3/8"	3-3/4"

Assemblies sold with B5 Bearing for flush roundover.

Use B20 Bearing for 1/16" Bead.


Use B27 Bearing for 1/8" Bead.

Replacement Cutter Heads: Add RH to part number for cutter next to shank.

Add LH to Part Number for end cutter. Example: 2160LH

## CHAMFER / BEVEL

### 45° CHAMFER



PART #2305

Part #	"A" Degree of Angle	"B" Cutting Length	"C" Cutting Height	Large Dia.
1/4" SHANK				
* 2292	45°	7/16"	5/16"	1"
2302	45°	5/8"	7/16"	1-3/8"
1/2" SHANK				
2305	45°	5/8"	7/16"	1-3/8"
2306	45°	1-1/16"	3/4"	2"
2310	45°	1-1/2"	1-1/16"	2-5/8"

Bearing Number: B3 (Use B2 on #2292)

\* 2292 has 1" large diameter for use in trim routers.

## ROMAN OGEE

### ROMAN OGEE



PART #2203



PART # 2203

Part #	Radius	Large Dia.	Cutting Length	Overall Length
1/4" SHANK				
2200	5/32"	1-1/8"	9/16"	2"
2201	1/4"	1-1/2"	11/16"	2-1/4"
1/2" SHANK				
2202	5/32"	1-1/8"	9/16"	2-1/4"
2203	1/4"	1-1/2"	11/16"	2-3/8"
2210	3/8"	2"	1"	2-3/4"

Bearing Number: B3

ACTUAL SIZE



PART # 2200/2202



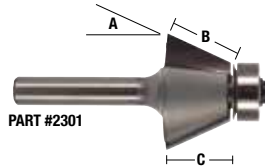
PART # 2201/2203



PART # 2210



### EDGE BEVEL



PART #2301

7° BEVEL

25° BEVEL

Part #	"A" Degree of Angle	"B" Cutting Length	"C" Cutting Height	Large Dia.
1/4" SHANK				
* 2298	7°	3/8"	3/8"	9/16"
2300	15°	1/2"	1/2"	7/8"
* 2300A	15°	1/4"	1/4"	3/4"
2301	25°	9/16"	1/2"	1"
<sup>1</sup> 2308	30°	7/8"	3/4"	1-3/8"
1/2" SHANK				
<sup>3</sup> 2325	15°	1"	15/16"	1-1/8"
<sup>2</sup> 2307	22.5°	15/16"	7/8"	1-1/4"
<sup>1</sup> 2309	30°	7/8"	3/4"	1-3/8"
2318	60°	1-1/8"	9/16"	2-1/2"

Bearing Number: B3

\* Used on Laminate Trim

<sup>1</sup> Used for six sided boxes

<sup>2</sup> Used for eight sided boxes

<sup>3</sup> Used for twelve sided boxes

ACTUAL SIZE



15° BEVEL



30° BEVEL



60° BEVEL



## FLUSH TRIM

### FLUSH TRIM

*Two Flute*



PART #2400



PART #2405

Part #	Cutting Dia.	Cutting Length	Overall Length	Bearing Number
<b>1/4" SHANK</b>				
2400	3/8"	1"	2-5/8"	B1
2401	3/8"	1/2"	2-1/8"	B1
2402	1/2"	1"	2-5/8"	B3
2403	1/2"	1/2"	2-1/8"	B3
<b>1/2" SHANK</b>				
2404A	3/8"	1"	3-1/8"	B1
2405	1/2"	1"	3-1/4"	B3
2406	1/2"	1/2"	2-3/4"	B3
2407	1/2"	1-1/2"	3-5/8"	B3
2408	1/2"	2"	4"	B3
2410	3/4"	1-1/4"	3-3/8"	B4
2415	7/8"	1-1/2"	3-1/2"	B21
<b>1/2" SHANK - Double Bearing</b>				
2457	1/2"	1-1/2"	3-7/8"	Two B3
2458	1/2"	2"	4-1/4"	Two B3

### FLUSH TRIM V-GROOVE



PART #2426



Part #	Cutting Dia.	Cutting Length	Overall Length	Bearing Number
<b>1/4" SHANK</b>				
2425	1/2"	1"	2-5/8"	B3
<b>1/2" SHANK</b>				
2426	1/2"	1"	3-1/4"	B3

### OVERHANG TRIM BIT



PART #2470



Part #	Overhang	Cutting Dia.	Cutting Length	Bearing Number
<b>1/4" SHANK</b>				
2468	1/16"	3/8"	1/2"	B3
2470	1/8"	3/8"	1/2"	B7

### FLUSH TRIM

*Three Flute*



PART #2502



Part #	Cutting Dia.	Cutting Length	Overall Length	Bearing Number
<b>1/4" SHANK</b>				
2500	1/2"	1"	2-5/8"	B3
2501	1/2"	1/2"	2-1/8"	B3
<b>1/2" SHANK</b>				
2502	1/2"	1"	3-1/4"	B3
2503	1/2"	1/2"	2-3/4"	B3
2504	1/2"	1-1/2"	3-5/8"	B3
2505	1/2"	2"	4"	B3
<b>1/2" SHANK - Double Bearing</b>				
2554	1/2"	1-1/2"	3-7/8"	Two B3
2555	1/2"	2"	4-1/4"	Two B3

### DOWNSHEAR FLUSH TRIM

*Two Flute*



PART #2605



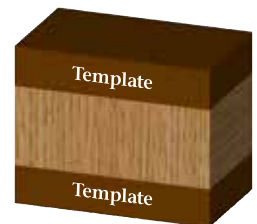
Part #	Cutting Dia.	Cutting Length	Overall Length	Bearing Number
<b>1/4" SHANK</b>				
2602	1/2"	1"	2-5/8"	B3
2560	3/4"	5/8"	2-1/8"	B4
<b>1/2" SHANK</b>				
2605	1/2"	1"	3-1/4"	B3
2570	3/4"	1"	3"	B4
2575	3/4"	1-1/2"	3-1/2"	B4
2580	3/4"	2"	4"	B4

### COMBINATION FLUSH TRIM

*With Top and Bottom Bearings*



PART #2702



Part #	Cutting Dia.	Cutting Length	Overall Length	Bearing Number
<b>1/4" SHANK</b>				
2702	1/2"	1"	2-5/8"	B3 & B9
<b>1/2" SHANK</b>				
2710	3/4"	1-1/4"	3-3/8"	B4 & B19
2715	7/8"	1-1/2"	3-1/2"	B13 & B21

*TRY OUR SOLID CARBIDE FLUSH TRIM SPIRAL BITS ON PAGE 5.*



## INTERLOCKING FLUSH TRIM

With Replaceable Head



PART # WM150



PART # WM151

REPLACEABLE HEAD



PART # WM156



PART # WM157

UNIQUE INTERLOCKING HEAD DESIGN



Part #	Shank Dia.	Description
WM150	1/4"	Flush Trim Head W/ Arbor, Bearing, Dust Shield, Nut
WM151	1/4"	10° Bevel Head W/ Arbor, Bearing, Dust Shield, Nut
WM156	-	Flush Trim Head - 3 Pack
WM157	-	10° Bevel Head - 3 Pack
WM160	1/4"	Arbor & Nut Only

## LAMINATE TRIM BITS

Two Flute  
Ball Bearing



PART #2301




Part #	Degree Bevel	Large Dia.	Cutting Length	Bearing Number
<b>1/4" SHANK</b>				
2401	Flush	3/8"	1/2"	B1
2298	7°	9/16"	7/16"	B3
2300A	15°	5/8"	1/4"	B3
2301	25°	1"	9/16"	B3

## COMBINATION FLUSH OR BEVEL LAMINATE TRIM



PART #2801




Part #	Cutting Dia.	Degree of Angle	Cutting Length	Overall Length
<b>1/4" SHANK</b>				
2800	7/16"	22.5°	1/2"	1-1/8"
2801	7/16"	22.5°	1/2"	1-7/8"

## LAMINATE ROUNDOVER



PART #2630  
ROUND BEARING



PART #2631  
SQUARE BEARING

*Eliminates Filing*

Part #	Shank Dia.	Cutting Dia.	Radius	Cutting Length	Overall Length	Bearing
2630	1/4"	1/2"	1/16"	3/16"	1-5/8"	B3
2631	1/4"	1/2"	1/16"	3/16"	1-5/8"	B3SQ

## LAMINATE FLUSH TRIMMERS - WITH

**Euro Square Bearing**

Here's a Square Deal! A quality Whiteside Trim Bit with the exclusive Euro Square Bearing. How does it work? The square bearing stops spinning as soon as it touches the workpiece. Then, the side of the square simply slides along the workpiece edge. Compare this to a regular bearing that rolls along the edge - building up more glue and residue with every revolution. Plus, the square is made from non-stick Teflon®, so it wipes clean easily, and it won't mark your workpiece. If you cut laminates, you need to try this bit.



PART # 2640



PART # B3SQ



PART # 2660



PART # B8SQ

Part #	Cutting Dia.	Cutting Length	Overall Length	Bearing Number
<b>1/4" SHANK</b>				
2640	1/2"	1/4"	1-5/8"	B3SQ
2650	3/4"	5/8"	2-1/4"	B8SQ
<b>1/2" SHANK</b>				
2660	3/4"	5/8"	2-1/4"	B8SQ

*These bits are designed with a slight taper on the cutting diameter. This allows up or down adjustment to achieve an exact blend - even after resharpening.*



PART # B3SQ



PART # B8SQ

Replace the standard 1/2" B3 bearing found on most of our Edge Form bits with the **B3SQ** square bearing if residue build-up on the bearing or marring of the workpiece is a problem.

Recommended for solid surface applications. **B3SQ** is a 1/2" square. **B8SQ** is a 3/4" square. Both are standard 3/16" inside diameter.



## ROUND OVER

With Non-Marring Bearing



PART #2009N



Part #	Material Thickness	Radius	Cutting Dia.	Bearing Number
<b>1/2" SHANK</b>				
2006N	1/2"	1/4"	1"	B3S
2009N	1"	1/2"	1-1/2"	B3S
2010N	1-1/2"	3/4"	2"	B3S

Supplied with Non-Marring Nylon Sleeved Bearing (Part #B3S).

## BOWL & SINK PROFILES



PART #2918

(A)



PART #2944

(B)



## ROUNDING UNDER



PART #2036



PART #2945

(C)



Part #	Material Thickness	Radius	Cutting Dia.	Bearing Number
<b>1/2" SHANK</b>				
2030	1/2"	1/4"	1-3/8"	B5
2034	1"	1/2"	1-7/8"	B5
2036	1-1/2"	3/4"	2-3/8"	B5

## FACE INLAY



PART #2901



Part #	Cutting Dia.	Cutting Length	Cutting Depth	Overall Length	Bearing Number
<b>1/2" SHANK</b>					
2900	7/8"	1/4"	1/16"	2-3/4"	B4
2901	7/8"	1/4"	1/8"	2-3/4"	B6
2902	7/8"	1/4"	3/16"	2-3/4"	B9



PART #2900



PART #2901



PART #2902

Part #	Material Thickness	Degree	Overall Length	Bearing Number
<b>(A) ROUNDING OVER UNDERMOUNT</b>				
<b>1/2" SHANK</b>				
2910	1/2"	10°	3"	BB300 (10° Bearing)
2915	1/2"	15°	3"	BB315 (15° Bearing)
2918	1/2"	18°	3"	BB318 (18° Bearing)
2929	1/2"	18°	3"	BB300 (10° Bearing)
2930	3/4"	18°	3-1/4"	BB300 (10° Bearing)
<b>(B) BEVEL UNDERMOUNT BOWL</b>				
<b>1/2" SHANK</b>				
2944	1/2"-3/4"	12°	3"	BB300 (10° Bearing)
<b>(C) OVERHANG BOWL TRIM</b>				
<b>1/2" SHANK</b>				
2945	1/2"-3/4"	0°	2-7/8"	BB300 (10° Bearing)



PART # BB300



PART # BB315



PART # BB318




## TEMPLATE

### TEMPLATE BITS

#### Ball Bearing Guide



PART #3012



Part #	Cutting Dia.	Cutting Length	Overall Length	Bearing Number
<b>1/4" SHANK</b>				
* 3000A	1/2"	1/8"	1-3/4"	B9
* 3000	1/2"	1/4"	1-7/8"	B9
3001	1/2"	1/2"	2"	B9
3002	1/2"	3/4"	2-1/4"	B9
3004	1/2"	1"	2-1/2"	B9
* 3006	5/8"	1/4"	1-3/4"	B6
K41	5/8"	1/2"	2-1/4"	B6
K43	5/8"	3/4"	2-1/2"	B6
3008	5/8"	1"	2-1/2"	B6
* 3010	3/4"	1/4"	1-3/4"	B4
3012	3/4"	3/4"	2-3/8"	B4
3014	3/4"	1"	2-5/8"	B4
<b>3/8" SHANK</b>				
3015	7/8"	1"	2-5/8"	B12
<b>1/2" SHANK</b>				
3016	1-1/8"	1"	3"	B11
3018	1-1/8"	1-1/2"	3-1/2"	B11
3019	1-1/8"	2"	4"	B11
*** 3020	3/4"	1"	2-3/4"	*** B19
*** 3021	3/4"	1-1/4"	3"	*** B19
*** 3022	3/4"	1-1/2"	3-1/4"	*** B19
3022A	7/8"	1-1/2"	3-1/2"	B13
*** 3023	3/4"	2"	3-5/8"	*** B19

\* Dado clean out bits. Use to square the bottom of dado cuts made on a table saw.


\*\*\* Whiteside recommends using bits over 3/4" diameter in 1/2" shank whenever possible due to the fragile nature of the B19 bearing.

### TEMPLATE BITS

#### With Oversize Bearings



PART #3027



Part #	Cutting Dia.	Cutting Length	Overall Length	Bearing Diameter	Bearing Number
<b>1/4" SHANK</b>					
<sup>1</sup> 3025	5/16"	3/4"	2-3/4"	1/2"	B9
<sup>2</sup> 3027	1/2"	1/4"	1-7/8"	5/8"	B6
<sup>3</sup> 3028	1/2"	1/4"	1-7/8"	3/4"	B4
<sup>1,4</sup> 3032	9/16"	3/4"	2-1/4"	5/8"	B6

<sup>1</sup> For Porter-Cable Morten™, Mortise & Tenon Jig, and Omnijig® templates

<sup>2</sup> Porter-Cable Hinge Butt Mortise Bit

<sup>3</sup> For Hinge-Mate™ II Template

<sup>4</sup> Keller Box Joint Bit

## KEYHOLE

### KEYHOLE BITS




PART #3050



Part #	Large Dia.	Small Dia.	Cutting Length	Overall Length
<b>1/4" SHANK</b>				
3050	3/8"	3/16"	7/16"	1-1/2"
3052	1/2"	5/16"	7/16"	1-1/2"
<b>1/2" SHANK</b>				
3051	3/8"	3/16"	7/16"	2-1/8"
3053	1/2"	5/16"	7/16"	2-1/8"

## T-SLOT

### T-SLOT CUTTER



PART #3070

ACTUAL SIZE



PART #3075



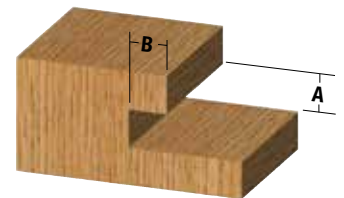
PART #3075

Part #	Large Dia.	Small Dia.	"A" Length	"B" Depth	Overall Length
<b>1/2" SHANK</b>					
3070	1-1/16"	3/8"	5/16"	1/2"	2-3/8"
3075	1-3/16"	3/8"	1/4"	3/8"	2-3/8"

### SLOT & UNDERCUT BITS



PART #3110B



Used to cut all types of slots and grooves. Also used to undercut decorative patterns or large letters to give them a bold appearance.

Part #	Large Dia.	"A" Length	"B" Depth	Overall Length
<b>1/4" SHANK</b>				
3094	3/4"	1/8"	1/4"	1-7/8"
* 3094B	3/4"	1/8"	1/8"	1-7/8"
3098	1"	1/4"	3/8"	2"
* 3098B	1"	1/4"	1/4"	2"
3110	1-1/2"	1/4"	5/8"	2"
* 3110B	1-1/2"	1/4"	1/2"	2"

\* B denotes Bearing (B9) guide on shank.



## EDGE PROFILES

### CLASSICAL COVE



Part #	Radius	Large Dia.	Cutting Length	Overall Length
<b>1/4" SHANK</b>				
3160	5/32"	1-1/4"	1/2"	2"
3162	1/4"	1-3/8"	3/4"	2-1/4"
<b>1/2" SHANK</b>				
3164	5/32"	1-1/4"	1/2"	2-1/4"
3166	1/4"	1-3/8"	3/4"	2-1/2"

Bearing Number: B3

### WAVY EDGE



Part #	Radius	Large Dia.	Cutting Length	Overall Length
<b>1/4" SHANK</b>				
3170	1/8"	1-1/4"	3/4"	2-1/4"
<b>1/2" SHANK</b>				
3172	1/8"	1-1/4"	3/4"	2-1/2"

Bearing Number: B3

### RADIUS FLUTE CUTTER



Part #	Radius	Large Dia.	Cutting Length	Overall Length
<b>1/4" SHANK</b>				
3180	1/8"	1-1/8"	1/4"	2-5/8"
3182	3/16"	1-1/4"	3/8"	3-1/8"
<b>1/2" SHANK</b>				
3181	1/8"	1-1/8"	1/4"	2-3/4"
3183	3/16"	1-1/4"	3/8"	3-1/8"

Bearing Number: Two B5

### FULL BEAD



Part #	Radius	Large Dia.	Cutting Length	Overall Length
<b>1/4" SHANK</b>				
3190	1/8"	7/8"	5/16"	2-1/8"
3192	3/16"	1"	1/2"	2-3/8"
3194	1/4"	1-1/8"	5/8"	2-1/2"
3196	3/8"	1-3/8"	7/8"	2-3/4"

Bearing Number: One B6 & One B7


### MULTI-BEADING



Part #	Radius	Large Dia.	Cutting Length	Overall Length
<b>1/4" SHANK</b>				
3200	1/8"	7/8"	1"	2-1/2"
<b>1/2" SHANK</b>				
3202	1/8"	7/8"	1"	2-3/4"

Bearing Number: B3

### DOUBLE ROUND



Part #	Radius	Large Dia.	Cutting Length	Overall Length
<b>1/4" SHANK</b>				
3205	5/32"	1-1/8"	1/2"	2"
3206	7/32"	1-3/8"	5/8"	2-1/4"
<b>1/2" SHANK</b>				
3207	5/32"	1-1/8"	1/2"	2-1/4"
3208	7/32"	1-3/8"	5/8"	2-1/2"

Bearing Number: B3



# EDGE PROFILES

Whiteside Machine

## COVE & BEAD



Part #	Radius	Large Dia.	Cutting Length	Overall Length
<b>1/4" SHANK</b>				
3209	5/32"	1-1/8"	1/2"	2"
3210	1/4"	1-5/16"	5/8"	2-1/8"
<b>1/2" SHANK</b>				
3211	5/32"	1-1/8"	1/2"	2-1/4"
3212	1/4"	1-5/16"	5/8"	2-3/8"

Bearing Number: B3

## OGEE FILLET



Part #	Radius	Large Dia.	Cutting Length	Overall Length
<b>1/4" SHANK</b>				
3214	3/16"	1-3/8"	5/8"	2-1/8"
<b>1/2" SHANK</b>				
3216	3/16"	1-3/8"	5/8"	2-1/2"
3218	1/4"	1-5/8"	3/4"	2-5/8"

Bearing Number: B3


## OGEE



Part #	Radius	Large Dia.	Cutting Length	Overall Length
<b>1/4" SHANK</b>				
3220	5/32"	1-1/8"	1/2"	2"
3224	1/4"	1-1/2"	5/8"	2-1/8"
<b>1/2" SHANK</b>				
3222	5/32"	1-1/8"	1/2"	2-1/4"
3226	1/4"	1-1/2"	5/8"	2-3/8"
3228	9/64" & 5/16"	1-5/8"	5/8"	2-1/2"

Bearing Number: B3


## CLASSICAL PATTERN



Part #	Radius	Large Dia.	Cutting Length	Overall Length
<b>1/4" SHANK</b>				
3230	5/32"	1-1/4"	1/2"	2-1/8"
3234	3/16"	1-1/2"	5/8"	2-1/4"
<b>1/2" SHANK</b>				
3232	5/32"	1-1/4"	1/2"	2-3/8"
3236	3/16"	1-1/2"	5/8"	2-1/2"

Bearing Number: B3


## EDGE BEADING



Part #	Large Dia.	"A" Bead Dia.	"B" Cutting Length	Overall Length
<b>1/4" SHANK</b>				
3240	7/8"	1/8"	9/16"	2"
3244	7/8"	1/4"	9/16"	2"
3248	1"	5/16"	5/8"	2-1/4"
3252	1-1/16"	3/8"	3/4"	2-1/4"
3256	1-1/16"	1/2"	3/4"	2-1/4"
<b>1/2" SHANK</b>				
3242	7/8"	1/8"	9/16"	2-1/4"
3246	7/8"	1/4"	9/16"	2-1/4"
3250	1"	5/16"	5/8"	2-1/4"
3254	1-1/16"	3/8"	3/4"	2-1/2"
3258	1-1/16"	1/2"	3/4"	2-1/2"
3260	1-3/8"	5/8"	1"	2-5/8"
3262	1-1/2"	3/4"	1-1/8"	3"

Bearing Number: B3

## FRENCH TRADITIONAL



Part #	"R1" Radius	"R2" Radius	Large Dia.	Cutting Length	Overall Length
<b>1/4" SHANK</b>					
3270	3/16"	5/16"	1-1/2"	5/8"	2-1/8"
<b>1/2" SHANK</b>					
3272	3/16"	5/16"	1-1/2"	5/8"	2-1/2"

Bearing Number: B3



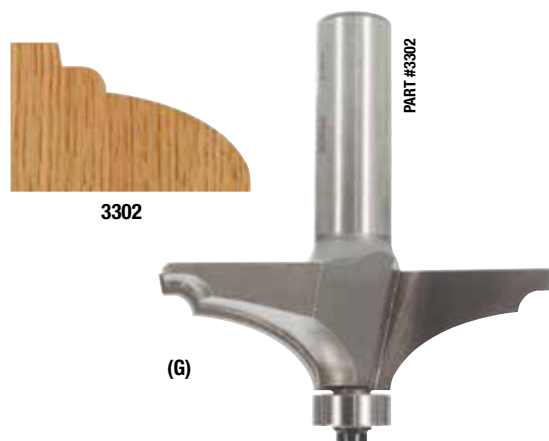






### FRENCH PROVINCIAL MOLDING

Part #	Large Dia.	Cutting Length	Bead Dia.	Overall Length
1/2" SHANK				
3280	1-3/4"	1-1/8"	1/4"	3-1/8"
3282	2"	1-3/16"	-	2-7/8"

Bearing Number: B3



### TABLE EDGE PROFILES




WOOD PROFILES - ACTUAL SIZE

Table Edge	Part #	Profile Width	Large Dia.	Cutting Length	Overall Length
1/2" SHANK					
(A) Ogee	3228	9/16"	1-5/8"	5/8"	2-1/2"
(B) Small Thumbnail	3292	7/16"	1-3/8"	3/8"	2"
(C) Thumbnail	3294	1"	2-1/2"	3/4"	2-1/2"
(D) Traditional	3296	1"	2-1/2"	3/4"	2-1/2"
(E) Classical Ogee	3298	1"	2-1/2"	3/4"	2-1/2"
(F) French Baroque	3300	7/8"	2-1/4"	3/4"	2-1/2"
(G) Thumbnail & Bead	3302	1"	2-1/2"	3/4"	2-1/2"

Bearing Number: B3

### HANDRAIL BITS

Used to cut the lower portion of the handrail profile.



Part #	Large Dia.	Cutting Length	Bead Dia.	Overall Length
1/2" SHANK				
3304	1-3/8"	1-1/2"	1/4"	3-3/8"
3305	1-1/4"	2"	1/4"	3-7/8"

Bearing Number: B3

### APPLICATION:


Here are some examples of the handrail profiles which are possible using the handrail bits above in combination with your choice of the table edge bits from page 21.



PROFILES ARE SHOWN SMALLER THAN ACTUAL SIZE



### SPECIALTY MOLDING




Part #	Large Dia.	Cutting Length	Bead Dia.	Overall Length
1/2" SHANK				
3320	1"	1"	5/16"	2-3/4"
3324	7/8"	1-5/8"	5/16"	3-1/2"
3326	1-1/16"	1-5/8"	1/4"	3-1/2"
3330	1"	1-5/8"	1/4"	3-1/2"

Bearing Number: B3

### CLASSIC MULTI-FORMS

Many distinct profiles are possible by using different sections of this tool.




ACTUAL SIZE

Part #	Large Dia.	Cutting Length	Bead Dia.	Radius	Overall Length
1/2" SHANK					
3340	1-3/8"	1"	1/4"	3/16"	2-3/4"
3342	2-1/4"	1-7/8"	1/2"	5/16"	3-3/4"

Bearing Number: B3

### LOCKING DRAWER GLUE JOINTS



Part #	Large Dia.	Cutting Length	Overall Length
<b>1/4" SHANK</b>			
3346	3/4"	1/2"	1-7/8"
<b>1/2" SHANK</b>			
3347	1"	1/2"	2-1/8"

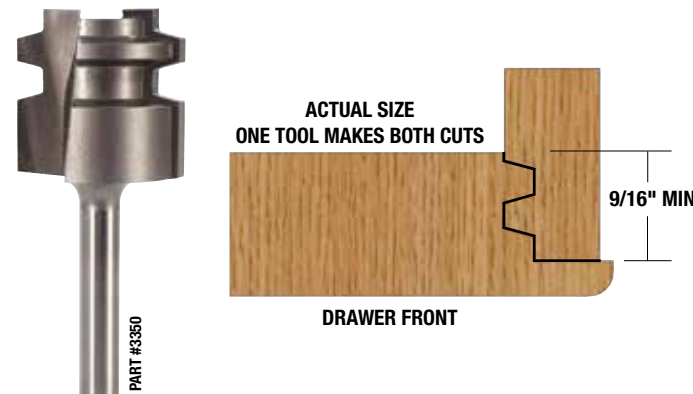
### 45° LOCK MITER



Part #	Material Thickness	Large Dia.	Overall Length
<b>1/2" SHANK</b>			
3360	1/2" - 1-1/4"	3-1/8"	2-7/8"
3362	1/2" - 3/4"	2"	2-3/8"


Note: 3362 is recommended for stock thickness 1/2" - 3/4"

### LOCKING DRAWER GLUE JOINTS



Part #	Large Dia.	Cutting Length	Overall Length
<b>1/4" SHANK</b>			
3350	1"	1"	2-3/8"
<b>1/2" SHANK</b>			
3352	1"	1"	2-3/8"

### WEDGE TONGUE & GROOVE



Part #	Shank Dia.	Material Thickness	Large Dia.	Cutting Length	Overall Length
* 3370	1/2"	5/8" - 1-1/4"	1-1/4"	1-1/4"	2-7/8"

\* Order 3370 for two piece set.

\* Order 3370A or 3370B for individual cutters.

### STRAIGHT TONGUE & GROOVE

#### Ball Bearing Guide



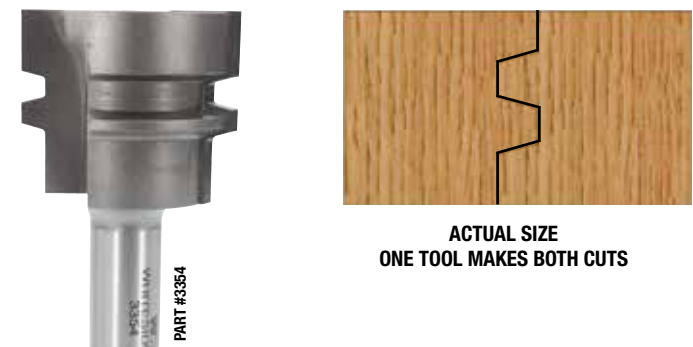
Part #	Shank Dia.	Material Thickness	Large Dia.	Cutting Length	Overall Length
* 3373	1/2"	1/2" - 1-1/4"	1-1/4"	1-1/4"	3-1/8"

\* Order 3373 for two piece set

\* Order 3373A or 3373B for individual cutters.

Bearing Number: B7


### STANDARD GLUE JOINT



Part #	Shank Dia.	Material Thickness	Large Dia.	Overall Length
3354	1/2"	1/2" - 1-1/4"	1-1/2"	2-3/4"

### VEE PANEL TONGUE & GROOVE

#### Ball Bearing Guide



Part #	Shank Dia.	Material Thickness	Large Dia.	Cutting Length	Overall Length
3374	1/2"	5/8" - 1" *	1-5/8"	1"	2-3/4"

Order 3374 for two piece set.

Order 3374A or 3374B for individual cutters.

\*Material over 1" thick requires a second cut on the tongue profile to waste away excess stock.

### TONGUE & GROOVE ASSEMBLY

ONE TOOL MAKES BOTH CUTS



ACTUAL SIZE



Part #	Shank Dia.	Material Thickness	Large Dia.	Tongue Width	Bearing Number
3375	1/2"	1/2" - 13/16"	1-5/8"	9/32"	B5

Replacement Parts: Groover - 6628  
Arbor - A260

#### APPLICATION:

##### Cutting the Tongue



##### Cutting the Groove



### FINE FINGER JOINT



ONE TOOL MAKES BOTH CUTS



ACTUAL SIZE

Part #	Shank Dia.	Material Thickness	Large Dia.	Finger Depth	Overall Length
3390	1/2"	5/16" - 1-1/4"	1-3/8"	5/16"	3-1/4"

Bearing Number: B4

### MULTI SIDE BITS

A great way to join up many multi-side projects (planters, columns, barrels, etc.). Very straightforward, this joint requires routing a notch in only one edge of each stave (side). Notching also improves ease of assembly and total glue area. All bits are 1/2" shank and designed for use in a router table with a fence guide.



FLUSH

PART #3506

RIBBED

Part #	Number of Sides	Stock (Maximum)	Large Dia.
1/2" SHANK			
3506	6 or 12	7/8"	1-7/8"
3508	8	7/8"	1-3/4"
3516	16	1"	1-5/8"


#### APPLICATION:

On six and eight sided objects, the exterior side is cut face up on a router table. Twelve and sixteen sided objects are cut face down. The same bit (#3506) is used for six sided and twelve sided objects.

Either Flush or Ribbed (outside corners protruding) construction is possible. Ribbed construction is recommended with 12 and 16 sides because the interior leg of the notch will be very small when made flush. Outside corners on ribbed construction can be cut or sanded down for flush appearance if desired.

Location of the inside corner of the notch (i.e.- vertical bit adjustment) is important for final finish appearance. The outside leg of the notch (closest to the exterior) should be the same length as the stock thickness for flush construction. This will put the inside corner of the notch in the center of the stave on six sided flush projects. The inside corner will be below center (farthest from exterior side) on all others. Allow extra stock to experiment and set corner height as desired. Move notch towards exterior side (raise the bit) to increase rib size (amount of outside corner protruding). Move notch away from exterior side (lower the bit) to decrease amount of rib. Note: Bit adjustment is reversed on twelve and sixteen sides since those staves are cut face down.


### EDGE BANDING SET



Part #	Shank Dia.	Cutting Dia.	Cutting Length	Overall Length
3400	1/2"	1-1/2"	+ 3/4"	2-3/4"

- Solid wood Edge Banding for plywood
- Order 3400 for the two-piece set
- Order 3401 or 3402 for individual bits

### PLUNGE OGEE



ACTUAL SIZE



3602



3604 & 3606



3608



Part #	Radius	"A" Small Dia.	"B" Large Dia.	"C" Cutting Length	Overall Length
<b>1/4" SHANK</b>					
2051	3/16"	1/4"	5/8"	3/8"	1-3/4"
3602	3/32"	1/8"	1/2"	1/4"	1-3/4"
3604	3/16"	3/16"	7/8"	1/2"	2"
<b>1/2" SHANK</b>					
3606	3/16"	3/16"	7/8"	1/2"	2"
3608	3/16"	3/8"	1-1/8"	1/2"	2-1/4"

Small Grooving Bits are commonly used for decorative designs in cabinet doors or for detail veining in furniture. Round Nose Bits (pg. 10) and V-Groove Bits (pg. 11) are often used in the same manner. The larger Grooving Bits are great for a raised panel effect in doors and for adding a bold accent to furniture or large work pieces. These bits also make nice edge profiles with the aid of a router table and fence.

### CLASSICAL ROUND BOTTOM



3720



3725



3740



PART #3740



3730 & 3735



3730 & 3735



3750

Part #	Radius	Large Dia.	Cutting Length	Overall Length
<b>1/4" SHANK</b>				
3720	1/8"	5/8"	1/2"	2"
3725	1/8"	3/4"	1/2"	2"
3730	3/16"	7/8"	1/2"	2"
<b>1/2" SHANK</b>				
3735	3/16"	7/8"	1/2"	2-1/8"
3740	3/16"	1-1/8"	1/2"	2-1/8"
3750	7/32"	1-3/8"	9/16"	2-1/2"

### CLASSICAL FLAT BOTTOM



3770



3780



PART #3780

Part #	Radius	Large Dia.	Cutting Length	Overall Length
<b>1/4" SHANK</b>				
3770	7/64"	3/4"	3/8"	2"
<b>1/2" SHANK</b>				
3780	13/64"	1-3/8"	9/16"	2-1/2"

These bits are ideal for adding bearings to the shank for following templates. Select a bearing from page 35 with the same inside diameter as your shank size. Outside diameter should be the same size or larger than the large diameter of your router bit. Secure bearings with a lock collar. Use Lock Collar #LC-1/4 for 1/4" shanks or #LC-1/2 for 1/2" shanks.

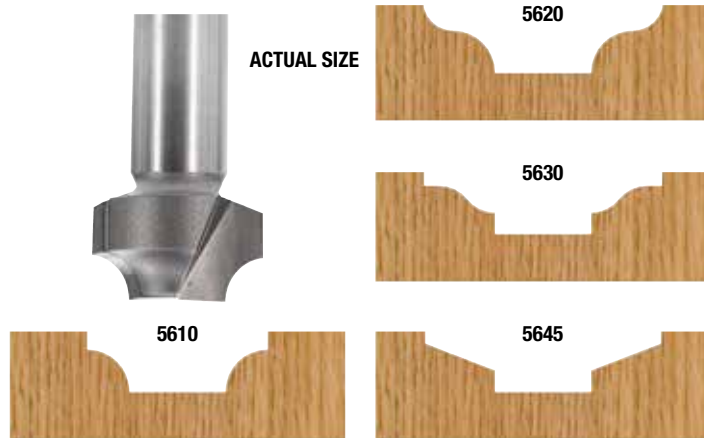


The tooling on this page is designed to give the illusion of raised panel door construction in MDF and solid panel doors. When used individually these bits produce a nice, simple raised panel effect in one pass. Or use one of the "Panel" bits in conjunction with one of the "Stile" bits to create a more authentic raised panel reveal. Many different combinations are possible. See bottom of page.

Although designed for production routing on solid door machines and CNC routers, the addition of a bearing to the shank will allow the hobbyist to cut his pattern by following an edge guide. The guide can be four strips clamped around the perimeter of the door. The top strip may be curved for an arched pattern. Follow the guide and rout both profiles. There's no need to move the guide for the second cut. A larger bearing on the panel bit takes care of the offset. Use Bearing #B16 for the Stile bits and Bearing #B24 for the Panel bits. Secure the bearings to the shank with a #LC-1/2 Lock Collar (see pg. 35). When making the second cut, match the depth setting of the first cut to obtain a pattern with a flat bottom — Or vary the depth to add an extra distinctive "step" in the bottom of your reveal. Complete the door by adding a door edge pattern (see pg. 30) around the outside edge.



### "STILE" PROFILE BITS




Part #	Style	Large Dia.	Overall Length
<b>1/2" SHANK</b>			
5610	Bead	7/8"	2-1/2"
5620	Traditional	1-1/4"	2-1/2"
5630	Ogee	1-1/4"	2-1/2"
5645	Straight	1-1/4"	2-1/2"

### "PANEL" PROFILE BITS



Part #	Style	Large Dia.	Overall Length
<b>1/2" SHANK</b>			
5710	Cove	1-1/2"	2-1/2"
5720	Straight	1-1/2"	2-1/2"
5725	Ogee	1-1/2"	2-1/2"

### STILE & PANEL COMBINATION PROFILES



### APPLICATION: RAISED PANEL DOOR CONSTRUCTION

Choose stock size as appropriate for your project. For example, 3/4" x 2" stile & rails and 5/8" thick panels (without optional back cut) are common for cabinet doors. Use your stock size and door size to calculate the following:

Stile length = Door height

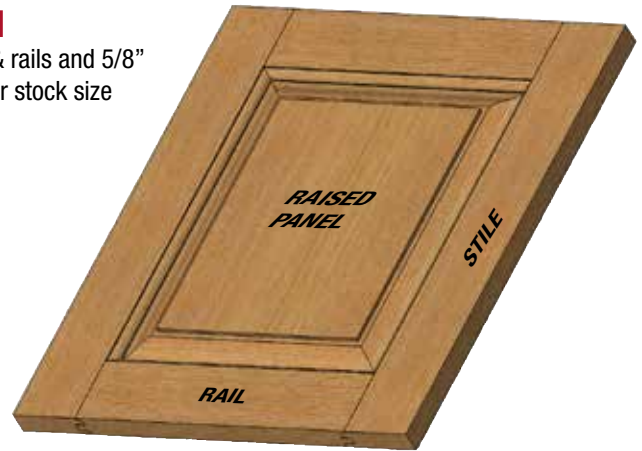
Rail length = Door width - width of both stiles + Interlock

Panel height = Door height - width of both rails + Interlock - Expansion

Panel width = Rail length - Expansion

Interlock = 3/4" (3/8" per side) on Whiteside full size Stile & Rail bits

Expansion: Generally 1/8" on cabinet doors. Can vary with door size, green condition of wood, anticipated exposure to high humidity, and species of wood. The Stile bit cuts the entire length of the inside edge on both the stiles and the rails. The Rail bit is used to make the matching cross grain end cuts on the rails only. The Raised Panel bit cuts all four sides of each raised panel face down on the router table. Set Raised Panel bit height for proper tongue thickness. Tongue should be 1/4" for the full size Stile & Rail bits. Allow extra stock if you plan to use the optional back cutter. Use the Standard Glue Joint (page 23) or biscuits for added strength when gluing up larger panels. Cut all components and test fit. Then glue up and reassemble. Glue only the stile and rail joints. The panel should be allowed to "float" to allow for expansion and contraction. You may choose to use anti-rattle snakes to prevent the panel from rattling. Make your own by running a 1/8" bead of 100% silicone caulk on wax paper. Allow to dry. Cut into pieces about 3/4" long. Insert in each groove at every corner while assembling. Check the door for squareness immediately after gluing up. It may also be helpful to pre-stain the raised panel because part of the concealed portion of the tongue may become visible later due to contraction. Complete the door by adding a door edge pattern (page 30) around the outside edge.



### SMALL RAISED PANEL OR RAISED PANEL BACK CUTTER



This bit offers a safe and economical way to make that optional backside cut on raised panels. It is suitable for use with any of our Stile & Rail bits on page 28. This bit can also be used as a shallow raised panel bit for smaller projects.

Part #	Shank Dia.	Large Dia.	Cutting Length	Overall Length
5850	1/2"	1-3/4"	1/2"	2-1/4"

### SHAKER STYLE RAISED PANEL

#### 15° Pattern

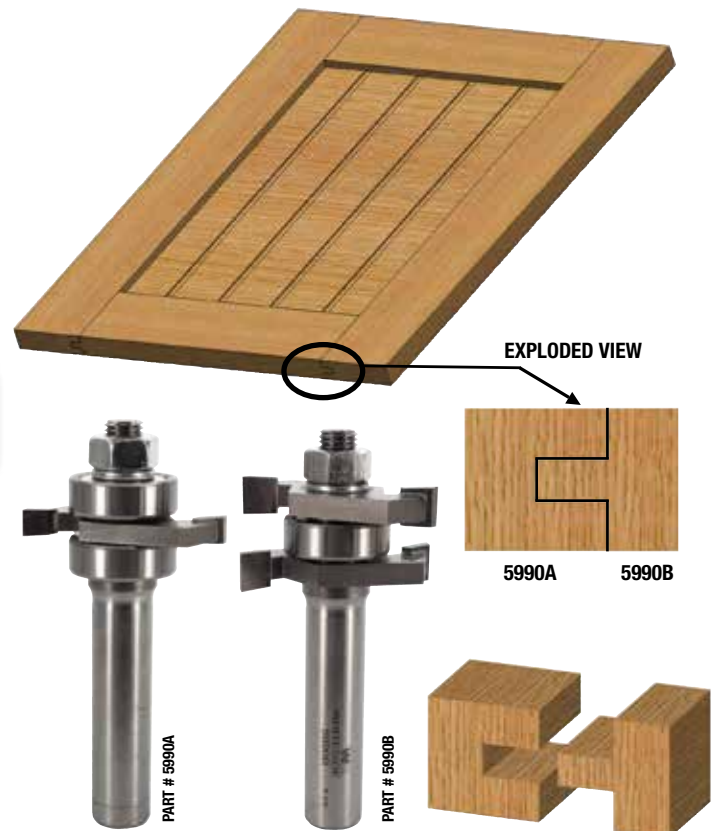
This set comes with three bearings (B3, B7, B8) to change the length of the tongue. Hex key included.



Part #	Shank Dia.	Cutting Dia.	Cutting Length	Overall Length
5980	1/2"	2"	9/16"	2-3/8"

### SHAKER STILE & RAIL

These sets are for cabinet door construction with undersized 1/4" plywood panels (Actual panel thickness of 7/32" or 5.5 mm).




Part #	Pattern	Cutting Length	Large Dia.
1/2" SHANK			
5990	Shaker	13/16"	1-5/8"



PART # 6002A

## FULL SIZE STILE & RAIL



PART # 6002B

### MATCHED SETS

STILE RAIL



6001 - ROUND



6002 - OGEE



6003 - BEAD

Make full size Stile and Rail joints on your router table. The interlocking design plus the raised panel groove are both cut in one pass. Ball bearing guides control the cutting depth and also allow use on rounded, arched, or special shaped doors. With these two piece sets, simply switch router bits to change from cutting stiles to cutting rails. Ideal for stock from 5/8" to 7/8" thick.

Part #	Pattern	Reveal Width	Cutting Length	Large Dia.
1/2" SHANK				
6001	Round	1/4"	1"	1-5/8"
6002	Ogee	3/8"	7/8"	1-5/8"
6003	Bead	3/8"	7/8"	1-5/8"
6004	Straight	3/8"	7/8"	1-5/8"
6005	Traditional	3/8"	7/8"	1-5/8"
6006	Classical	3/8"	7/8"	1-5/8"

For Individual Bits:

Add A to Part Number for Stile Cutter.

Add B to Part Number for Rail Cutter.

Example: 6001A - Round Stile Cutter

Groover - 6625

Bearing - B5

Replacement Parts:

### MATCHED SETS


STILE RAIL



6004 - STRAIGHT



6005 - TRADITIONAL



6006 - CLASSICAL

## PLYWOOD PANEL STILE & RAIL CONVERSION KIT

This conversion kit is for cabinet door construction with undersized 1/4" plywood panels (Actual panel thickness of 7/32" or 5.5 mm). Whiteside's conversion kit #6000X converts the regular full size Stile and Rail bits to the narrower groove required for these plywood panels. This kit gives you the flexibility to do either plywood panels or raised panels. Plus, it can be used on any Whiteside full size Stile and Rail bits that you may already own.


Our most popular Stile and Rail sets are also available ready to use just for plywood panel construction. Order Part Number 6001X for round pattern or Part Number 6002X for ogee pattern. 1/2" shank only.



6001X SHOWN

## APPLICATION: STILE & RAIL GLASS DOOR CONSTRUCTION

Make the Stile & Rail cuts for glass doors using Whiteside's full size Stile & Rail (above). No extra components are required. All that's needed is to stagger the cutting edges and "stack" both groovers on the Stile bit. Use both bearings (no groover) on the Rail bit. See photo. Now make your cuts just like in normal door construction. Cut the inside edges of all four pieces with the Stile bit. Trim the ends of the Rails with the Rail bit. Assemble door and insert glass pane. Use clips or corner trim mold on the back side to hold the pane in place.





## MEDIUM RAISED PANEL BITS

### Ball Bearing Guide

These bits cut a 1" wide pattern and are often used for general edge profiles in addition to raised panels. They can be used with any of the full size Stile and Rail bits shown on Page 28.



Part #	Pattern	Cutting Length	Large Dia.
1/2" SHANK			
5950	Cove	1/2"	2-1/2"
5951	Ogee	5/8"	2-1/2"
5952	Angle	5/8"	2-1/2"
5953	Classical	5/8"	2-1/2"
5954	Ogee Bead	5/8"	2-1/2"

## LARGE RAISED PANEL BITS

### Ball Bearing Guide

Two Wing

OR

Three Wing



Part #	Large Dia.	# of Wings
1/2" SHANK - 2 Wing		
5900A	3-1/4"	2
5900B	3-1/4"	2
5900C	3-1/4"	2
5900E	3-1/4"	2
5900F	3-1/4"	2
5900G	3-1/4"	2
5900H	3-1/4"	2

Part #	Large Dia.	# of Wings
1/2" SHANK - 3 Wing		
6000A	3-3/8"	3
6000B	3-3/8"	3
6000C	3-3/8"	3
6000E	3-3/8"	3
6000F	3-3/8"	3
6000G	3-3/8"	3
6000H	3-3/8"	3

## LARGE RAISED PANEL BITS with BACK CUTTER

### 2 Wing (2+2) - Ball Bearing Guide

This Panel Bit with Back Cutter allows you to cut the Front Reveal and the optional Back Cut at the same time, guaranteeing a 1/4" tongue in the process.

Part #	Large Dia.
1/2" SHANK	
5920B	3-1/4"
5920C	3-1/4"
5920E	3-1/4"






## DOOR EDGE

### DOOR EDGE BITS

#### Complete Edge



Part #	Large Dia.	Cutting Length	Style
1/2" SHANK			
6010	1-3/8"	1-1/8"	Recessed Doors
6015	1-1/2"	7/8"	Finger Pull
6016	1-5/8"	15/16"	Reversible

### DOOR EDGE BITS

#### Front Face Edge

These bits cut a decorative profile along the front face of the door edge while leaving most of the edge straight. Their shallow design works well with concealed European style cup hinges. Many of our other edge profile bits (pg 19-20) also make great door edges. (Deeper profiles may not be compatible with European style cup hinges).



Part #	Large Dia.	Cutting Length	Overall Length
1/4" SHANK			
3290	1-3/8"	3/8"	1-7/8"
1/2" SHANK			
3292	1-3/8"	3/8"	2"
6020	1-9/16"	3/8"	2-1/4"
6021	1-3/4"	3/8"	2-1/4"
6022	1-3/4"	3/8"	2-1/4"
6023	1-3/4"	3/8"	2-1/4"

ACTUAL SIZE



3290 & 3292



6020



6021



6022



6023

## DRAWER EDGE

### DRAWER PULL - EUROPEAN STYLE



Part #	Large Radius	Large Dia.	Cutting Length	Overall Length
1/2" SHANK				
6024	3/16"	3/4"	7/8"	2-3/8"
6026	1/4"	1-1/2"	13/16"	2-3/8"

### DRAWER EDGE FINGER PULL

Produces a nice smooth finger grip primarily used on the bottom edge of drawer fronts. Also used as a finger pull on cabinet doors where no edge pattern is needed on the front face.




Part #	Shank Dia.	Large Dia.	Cutting Length	Overall Length
6032	1/2"	1-1/4"	3/4"	2-1/2"

Bearing Number: B3

### WINDOW SILL EDGE/FINGER PULL

Originally designed to cut the front edge of window sills, this bit has also become popular for making a rounded finger edge on both drawers and door edges. Use with a router fence or add a shank mounted bearing for following a straight edge or template.



Part #	Radius	Large Dia.	Cutting Length	Overall Length
1/2" SHANK				
6045	7/32"	1-1/4"	13/16"	2-7/8"
6046	3/8"	1-7/16"	1-1/8"	3-3/8"


Use bearing (B16 for #6045, B18 for #6046) and Lock Collar (LC-1/2) on shank for template work.



## WINDOW SASH

### WINDOW SASH

This is the only bit you need to make a complete window sash. The bearing guide controls the pattern depth and also allows you to make arched or curved windows and glass doors.



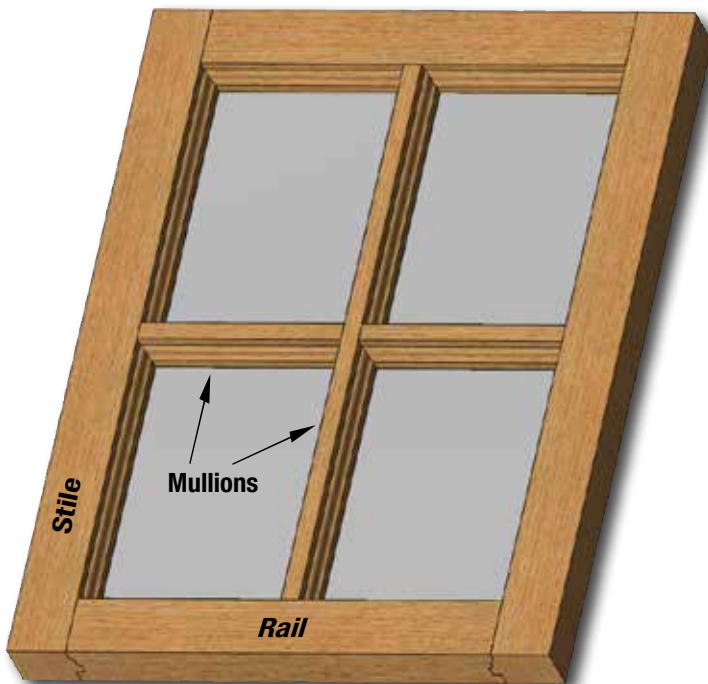
Part #	Cutting Dia.	Cutting Length	Overall Length
<b>1/2" SHANK</b>			
6050	1-3/8"	7/8" - 1-5/8"	3-5/8"

Replacement Parts:  
Arbor: A380  
Bearing Number: B5

Profile Cutter: 6050H  
Straight Cutter: 6050G  
Spacer: 6050SP

### APPLICATION:

This assembly with the straight end cutter cuts the inside edges on both the stiles and rails. Convert the assembly to make the mating end cut by exchanging the straight cutter for the spacer (see drawing above). The spacer can be installed between the profile cutter and the shank if additional reach across the work piece is needed. Now make the mating end cuts on the rails. This bit can also be used to cut both the decorative edges and the mating end cuts required to make your own window mullions (crosspieces).



## SLOTING CUTTERS

### SLOTING CUTTERS

1-7/8" Cutting Diameter - 5/16" Bore

Part #	Part #	Decimal Kerf	Fractional Kerf
3-Wing	4-Wing		
6700A	6700B	.062	1/16"
6701A		.070	
6702A		.080	
6703A	6703B	.094	3/32"
6704A		.100	
6704C		.110	7/64"
6705A	6705B	.125	1/8"
6708A		.156	5/32"
6709A		.187	3/16"
6709C		.218	7/32"
6710A	6710B	.250	1/4"
6712A		.281	9/32"
6715A		.312	5/16"



Special sizes available upon request

### SLOTING CUTTER ARBORS

Includes B5 Bearing for 1/2" Depth of Cut.

Part #	Shank Dia.	Overall Length
A200B	1/4"	2-3/8"
A205B	3/8"	2-3/8"
A210B	1/2"	2-5/8"
A220B	1/2"	4"

Note - A220B has an extra long shank for extended reach. All include B5 Bearing for 1/2" depth of cut.

- Use B20 Bearing for 9/16" depth of cut.
- Use B25 Bearing for 3/8" depth of cut.
- Use B26 Bearing for 1/4" depth of cut.
- Use B27 Bearing for 5/8" depth of cut.



## DRAWER SLOT CUTTERS

### DRAWER SLOT CUTTERS

(Jemco Machines)

Part #	Cutting Dia.	Bore	Kerf	# of Flutes
6800	1-1/4"	3/8"-24thd	3/16"	4
6801	1-1/4"	3/8"-24thd	3/16"	6
6805	1-1/4"	3/8"-24thd	1/4"	6



### DRAWER SLOT CUTTER ARBORS

Part #	Shank Dia.	Overall Length	Thread
6890	1/4"	2"	3/8"-24
6891	3/8"	2"	3/8"-24
6892	1/2"	2"	3/8"-24
6896	3/8"	3-1/4"	3/8"-24





## DOVETAIL BITS

### DOVETAIL BITS

Premium quality Dovetail Bits to meet all your Dovetailing needs.



PART # D7-531



PART # D8-437



PART # D9-376



PART # D10-50



PART # D14-51



PART # D18-50

Part #	Shank Dia.	Large Dia.	Cut Depth	Overall Length	Cross Reference
<b>7° ANGLE</b>					
D7-530	1/4"	17/32"	3/4"	2-1/4"	
D7-531	1/2"	17/32"	3/4"	2-1/2"	P•C #43776PC
D7-625	1/2"	5/8"	7/8"	2-5/8"	Incra®
D7-750	1/2"	3/4"	7/8"	2-5/8"	Incra®
* D7-875	1/2"	7/8"	7/8"	2-1/2"	Stair Tread
<b>7-1/2° ANGLE</b>					
<sup>sc</sup> D75-25	1/4"	1/4"	5/16"	2-1/2"	Incra®/OmniJig® 43639
<b>8° ANGLE</b>					
<sup>sc</sup> D8-250	1/4"	1/4"	1/4"	2-1/2"	Leigh® #50
<sup>sc</sup> D8-250X8	8mm	1/4"	1/4"	2-1/2"	Leigh® #50-8mm shank
D8-312	1/4"	5/16"	3/8"	2-1/4"	Leigh® #60
D8-312X8	8mm	5/16"	3/8"	2-1/4"	Leigh® #60-8mm shank
D8-375	1/4"	3/8"	1/2"	2-3/8"	Leigh® #70
D8-375X8	8mm	3/8"	1/2"	2-3/8"	Leigh® #70-8mm shank
D8-437	1/4"	7/16"	5/8"	2-3/8"	Leigh® #75
D8-437X8	8mm	7/16"	5/8"	2-3/8"	Leigh® #75-8mm shank
D8-500	1/4"	1/2"	13/16"	2-3/4"	Leigh® #80
D8-500X8	8mm	1/2"	13/16"	2-3/4"	Leigh® #80-8mm shank
D8-687	1/2"	11/16"	1"	3"	Leigh® #90
D8-812	1/2"	13/16"	1-1/4"	3-1/4"	Leigh® #100

Part #	Shank Dia.	Large Dia.	Cut Depth	Overall Length	Cross Reference
<b>9° ANGLE</b>					
D9-312	1/4"	5/16"	3/8"	2-1/4"	Incra®
D9-372	1/4"	3/8"	3/8"	2"	Incra®
* D9-375	1/2"	3/8"	3/8"	2"	
* D9-376	1/2"	3/8"	3/8"	2-1/2"	Incra®
<b>10° ANGLE</b>					
D10-315	1/2"	5/16"	5/16"	2-1/2"	Incra®
D10-50	1/4"	1/2"	5/8"	2-1/2"	Incra®/Leigh® #101
D10-50X8	8mm	1/2"	5/8"	2-1/2"	Leigh® #101-8mm shank
D10-55	1/2"	1/2"	5/8"	2-5/8"	Incra®
<b>14° ANGLE</b>					
D14-375	1/4"	3/8"	3/8"	2"	
D14-50	1/4"	1/2"	1/2"	2"	Incra®/OmniJig® 43705
D14-51	1/4"	1/2"	1/2"	2-3/8"	Leigh® #120
D14-51X8	8mm	1/2"	1/2"	2-3/8"	Leigh® #120-8mm shank
D14-55	1/2"	1/2"	1/2"	2-1/2"	Incra®/OmniJig® 43750
D14-531	1/4"	17/32"	1/2"	2"	Incra®
D14-75	1/2"	3/4"	3/4"	3"	OmniJig® 43774
D14-100	1/2"	1"	7/8"	2-1/2"	
<b>18° ANGLE</b>					
D18-50	1/4"	1/2"	3/8"	2-1/4"	Leigh® #128
D18-50X8	8mm	1/2"	3/8"	2-1/4"	Leigh® #128-8mm shank

\* Also stocked in Left Hand. Add LH to part number.

<sup>sc</sup> Solid Carbide

All bits designated Incra® are also compatible with the JoinTech™ system

### STRAIGHT BITS

Used With Dovetail Jigs



PART # 1020



PART # 1067

Part #	Shank Dia.	Large Dia.	Cut Depth	Overall Length	Cross Reference
<b>STRAIGHT BITS</b>					
1020	1/4"	5/16"	1"	2-3/4"	Leigh® #140
1020X8	8mm	5/16"	1"	2-3/4"	Leigh® #140-8mm shank
1064A	1/2"	13/32"	1"	2-1/2"	P•C #43743PC
1065L	1/2"	7/16"	1-1/4"	3-1/4"	Leigh® #150
1067	1/2"	1/2"	1-1/4"	2-7/8"	Leigh® #160

### KELLER DOVETAIL BITS

Whiteside Machine Company offers precision router bits to match Keller's unique dovetailing system. All tools listed below are supplied with the required ball bearings.



PART # K35

Part #	Keller Number	Shank Dia.	Large Dia.	Cutting Length	Overall Length
<b>7° ANGLE DOVETAIL</b>					
K31	1631	1/4"	11/32"	3/8"	2-1/4"
K33	1633	1/4"	7/16"	3/4"	2-5/8"
K35	2435	3/8"	5/8"	1"	2-5/8"
<b>STRAIGHT BITS</b>					
K41	1641	1/4"	5/8"	1/2"	2-1/4"
K43	1643/2443	1/4"	5/8"	3/4"	2-1/2"
3015	2445	3/8"	7/8"	1"	2-5/8"
* 3032	1642	1/4"	9/16"	3/4"	2-1/4"

\* Box Joint Bit



## DOVETAIL SETS

### INCRA® DOVETAIL SETS



PART # D101



PART #605

Top quality Dovetailing sets for use with the popular Incra System. Choose the #D101 set (1/4" shank) for the smaller Dovetails (1/4", 3/8", 1/2", 17/32"). Take the #605 set (1/2" shank) for the heavier 3/8", 1/2", 5/8", & 3/4" Dovetail bits. Both sets also include the 1/4" and 3/8" Box Joint bits.

Part #	Description
D101	6 Piece Incra Set - 1/4" shank
605	6 Piece Incra Set - 1/2" shank

All bits available individually. See previous page.

### LEIGH® DOVETAIL SETS



PART # D108



PART # D116

Upgrade to Whiteside Quality bits for your Leigh Jig. The smaller bits are supplied in the recommended 8mm shanks (1/2" Adapter Collet is included). The largest sizes come in 1/2" shanks. Improved performance guaranteed.

Part #	Description
D108	7 Piece Leigh set. Includes D8-437x8, D8-687, D14-51x8, D18-50x8, 1020x8, 1067, and 6400x8 Adapter Collet.
D116	6 Piece Leigh set for #D1600 16" Jig. All bits 8mm-shank. 6400x8 Adapter Collet to 1/2" is included. Complete with the following bits: 1020x8, D8-375x8, D8-500x8, D14-51x8, D18-50x8.

All bits available individually. See previous page.

## SPOILBOARD SURFACING

### CNC SPOILBOARD SURFACING

An economical, carbide tipped version to resurface your spoilboard. Designed for smaller CNC machines.



PART #6220

Part #	Shank Dia.	Cut Dia.	Cutting Length	# of Wings
6210	1/4"	1"	1/4"	3
6220	1/2"	2"	1/2"	4



PART #6210

### LARGE CNC SPOILBOARD SURFACING

#### With Replaceable Carbide Inserts

Part #	Shank Dia.	Large Dia.	# of Wings
<b>Straight Cut</b>			
SB25-2	1/2"	2-1/2"	2
SB40-2	3/4"	4"	2
SB40-3	3/4"	4"	3
<b>Up Shear Cut</b>			
SBU25-2	1/2"	2-1/2"	2
SBU40-3	3/4"	4"	3



PART #SB25-2

### CARBIDE INSERTS

#### INDEXABLE - 4 CUTTING EDGES

Part #	Description	Size
SB-Insert	10 Pc. Insert Pack	14mm X 14mm X 2 mm
SB Screw	Replacement Insert Screw	M5x7
SB Wrench	Insert Wrench	T-15 Torx

## COLLETS

### STEEL ROUTER COLLETS

#### Reducer Bushings

Part #	I.D.	O.D.	Overall Length
<b>STRAIGHT CUT</b>			
6390	1/8"	1/2"	1-1/4"
6395	3/16"	1/2"	1-1/4"
6400	1/4"	1/2"	1-1/4"
6400X6	6mm	1/2"	1-1/4"
6400X8	8mm	1/2"	1-1/4"
6400X10	10mm	1/2"	1-1/4"
6401	5/16"	1/2"	1-1/4"
6402	3/8"	1/2"	1-1/4"
6403	1/4"	3/4"	1-1/4"
6404	5/16"	3/4"	1-1/4"
6405	3/8"	3/4"	1-1/4"
6406	1/2"	3/4"	1-1/4"



PART #6400

## SOLID BRASS INLAY KITS



Whiteside's Brass Inlay Kits allow you to make perfect fitting inlays for decoration or repairs. Simply cut your template from 1/4" thick material and trace it with your router to cut both the cavity in your workpiece and the matching inlay to be inserted. Instructions are included. Our kit includes a special centering pin to insure exact alignment with router spindle. Each kit includes a Solid Carbide Down-Cut Spiral router bit.

Part #	Cutting Dia.	Bit Part #	Inside Corner Radius	Description
9500	1/8"	RD1600	1/16"	Standard Inlay Kit
9501	1/4"	RD2075	1/8"	Large Inlay Kit

## 9510 - BASE PLATE REDUCERS - SOLID BRASS



These solid brass inserts fit into your router base plate to reduce the gap around the router bit. Not only is this safer, but it also reduces tear-out and helps support smaller work pieces. Supplied in a set with openings of 1/4", 3/8", 1/2", 5/8", 3/4", 7/8", and 1", plus a retaining nut. Openings are slightly oversize for tool clearance. Fits any router with a standard 1-3/16" diameter recessed hole for template guides.

## BRASS TEMPLATE GUIDE BUSHINGS

Machined guide bushings allow precise centering of the bit inside of jigs and templates. Supplied with bushing and line up pin.

Part #	ID	OD
9540-38N	9/32"	3/8"
9540-44N	11/32"	7/16"
9540-62N	17/32"	5/8"



## 9600 - SQUARE CORNER CHISEL

Use this tool to square up the round corners left behind when routing hinge mortises. Hold unit in mortise corner and strike with hammer. Our chisel features a sharp 3/8" square hardened steel cutting blade. Manufactured by Whiteside Machine Company.

## 9750 - EXTENSION ADAPTER

For CNC Carving Machines



PART #9750

Used for light routing and veining on CNC carving machines. Allows deeper reach. Adapter is 1/2" shank. Accepts 1/4" shank bits only. Order Part #9750.

## BRASS SET-UP GAUGE BLOCKS



Our Square Gauge Blocks are a quick way to make many easy, accurate set-ups. A great way to make exact depth movements on plunge routers. On table routers, they're perfect for setting distances from the fence to the cutter, or for checking the bit height above the table. Supplied in 1/8", 3/16", 1/4", 3/8", and 1/2" squares. Blocks can be "stacked" to cover a wider range of sizes. A very helpful tool!

Part #	Description
9800	5 pc. Set - 2-1/2" Long
9810	5 pc. Set - 4" Long

## ARBORS



PART #A200

Part #	Shank Dia.	Arbor Dia.	Arbor Length	Overall Length
A200	1/4"	5/16"	7/8"	2-3/8"
A205	3/8"	5/16"	7/8"	2-1/2"
A210	1/2"	5/16"	7/8"	2-5/8"
A220	1/2"	5/16"	7/8"	4"
A250	1/4"	5/16"	1-3/16"	2-3/4"
A260	1/2"	5/16"	1-3/16"	2-7/8"
A300	1/4"	5/16"	1-7/16"	3"
A310	1/2"	5/16"	1-7/16"	3-3/16"
A375	1/2"	5/16"	1-3/4"	3-3/8"



PART #A210

Arbors include nut and washer.

## FLAT WASHERS - 10 pc. Pack

Part #	Outside Dia.	Inside Dia.	Thickness
31250W	1/2"	5/16"	1/16"



## W300 - SHIM WASHER KIT

Use these shim washers to fine adjust the spacing on any arbor or assembly with a 5/16" diameter arbor (Slot Cutters, Stile & Rail, Window Sash, Tongue & Groove). Washers are 5/16" I.D. x 1/2" O.D. Includes three each of the following thicknesses: 0.004, 0.006, 0.008, 0.010, 0.012.



## BALL BEARINGS - Import

Part #	Outside Dia.	Inside Dia.	Application
B1A	1/4"	1/8"	
B1	3/8"	1/8"	
B2	3/8"	3/16"	
B3	1/2"	3/16"	Standard
B3 BLK	1/2"	3/16"	100 pcs. Bulk
B3S	1/2"	3/16"	Non-Mar Nylon Sleeve
B3SQ	1/2"	3/16"	Euro-Square (pg. 16)
B3T	1/2"	3/16"	Teflon® Shields
B3U	.490"	3/16"	for Resharpener (Undersize)
B4	3/4"	1/4"	
B5	7/8"	5/16"	
B6	5/8"	1/4"	
B7	5/8"	3/16"	
B8	3/4"	3/16"	
B8SQ	3/4"	3/16"	Euro-Square (pg. 16)
B9	1/2"	1/4"	
B9U	.490"	1/4"	for Resharpener (Undersize)
B11	1-1/8"	1/2"	
B12	7/8"	3/8"	
B13	7/8"	1/2"	
B14	11/16"	3/16"	
B15	13/16"	3/16"	
B16	1-1/4"	1/2"	
B17	1-3/8"	1/2"	
B18	1-1/2"	1/2"	
B19	3/4"	1/2"	
B20	3/4"	5/16"	
B21	7/8"	1/4"	
B24	1-7/8"	1/2"	
B25	1-1/8"	5/16"	
B26	1-3/8"	5/16"	
B27	5/8"	5/16"	
B28	7/8"	3/16"	
B29	1"	3/16"	
B33	9/16"	3/16"	
BB300	7/8" X 10°	3/16"	Non-Mar Nylon Sleeve
BB315	7/8" X 15°	3/16"	Non-Mar Nylon Sleeve
BB318	7/8" X 18°	3/16"	Non-Mar Nylon Sleeve



PART # B7



PART # B17

## ACCESSORY KITS



### BB501 - 5 PIECE BEARING CONVERSION KIT

Use this kit to vary the horizontal cutting depth of router bits with bearing pilots. Great for stepping in to finish depth by controlled increments.

Contains B2 (3/8" x 3/16"), B3 (1/2" x 3/16"), B7 (5/8" x 3/16"), B8 (3/4" x 3/16") Bearings and 3/32" Hex Key Wrench.

### BB600 - GENERAL BEARING REPAIR KIT

This handy kit includes spare bearings, screws, and wrench to replace bearings on most bits.

Includes five B3 (1/2" x 3/16") and two B2 (3/8" x 3/16") bearings, ten 54025S Screws, and a 3/32" Hex Key Wrench.

### BB701 - ACCESSORY KIT

Great for replacement bearings and screws - Plus this generous bearing assortment allows you to vary your cutting depths and change your profiles. Also contains lock collars and bearings for adding bearing guides to the shanks of your standard bits for following templates.

Contains: 12 bearings — four B3 (1/2" x 3/16"), one each of B2 (3/8" x 3/16"), B7 (5/8" x 3/16"), B8 (3/4" x 3/16"), B9 (1/2" x 1/4"), B6 (5/8" x 1/4"), B4 (3/4" x 1/4"), B5 (7/8" x 5/16") and B11 (1-1/8" x 1/2"); two each 1/4" lock collars (LC-1/4) and 1/2" lock collars (LC-1/2); one each 1/16", 5/64", 3/32" and 5/32" Hex Key wrenches; plus ten 54025S bearing screws.

### BEARING LOCK COLLARS

Retaining Collars used when bearings are added to the shanks of router bits for following templates.

Part #	Shank Dia.	Outside Dia.
LC-1/4	1/4"	7/16"
LC-1/2	1/2"	11/16"



Uses part #HK-1/16 Hex Key Wrench  
#LCS-Replacement Set Screw for Standard Lock Collars

## SPARE PARTS

### SOCKET HEAD CAP SCREWS - 10 pc. Pack

Part #	Thread Size	Thread Length	Hex Key
34825S	3-48	1/4"	5/64"
54025S	5-40	1/4"	3/32"
103238S	10-32	3/8"	5/32"



Add BLK to part number for 100 pcs.

### HEX KEY WRENCHES

Part #	Size	Application
HK-1/16	1/16"	Standard Bearing Lock Collars
HK-5/64	5/64"	1/8" I.D. Bearings (3-48 Screw)
HK-3/32	3/32"	3/16" I.D. Bearings (5-40 Screw - Most Common)
HK-5/32	5/32"	1/4" I.D. Bearings (10-32 Screw)
HK-1/8	1/8"	Hole Saws / Quick Change Shanks

### HEX NUTS - 10 pc. Pack

Part #	Thread Size	Width	Hex Size
1032N	10-32	1/4"	3/8"
31224N	5/16"-24	1/4"	1/2"



### Replacement Parts By Tool Number

Replacement Bearing sizes are listed in the catalog with each tool. Most tools with bearing pilots require only the 54025S Screw. Exceptions:

Part #	Type	Fits Part Number
34825S	Screw	2400, 2401, 2404A
103238S	Screw	2013-2016, 2410, 2415, 2560, 2570, 2575, 2580, 2715, 2900-2902, 3390, UDC9112, UDFT9112, UDP9112
1032N	Nut	RFT5125, RFTD5125, RFT5200, RFTD5200, UDFT5152

# Router Bit Sets

**Durable Plastic Cases!**



**Keep Your Tools  
Safe and  
Organized.**

## ROUNDROVER & BEADING SETS



Roundovers are by far the most used edge forming bits in woodworking. This set offers the most common radii (R1/4", R3/8", R1/2") in 1/2" shanks, plus a hefty 3/4" radius workhorse. Extra bearings and wrench are included to convert each bit from Rounding over to Beading - i.e., Roundover with a decorative step.



Easily round off all your square edges with lightweight 1/4" capacity Hand Routers. Keep the whole range of sizes (R1/8", R3/16", R1/4", R3/8", R1/2") neatly organized and right at your fingertips. As with the 1/2" shank set, this kit comes fully equipped to extend its usage by converting to Beading - i.e., Roundover with a decorative step.

## BASIC 7 PC. BIT SET


These sets are made up of the most popular woodworking bits.

### Includes:

- R3/8" Cove
- 3/8" x 1/2" Rabbet
- R3/8" Roundover
- 45° Chamfer
- 1/4" Straight
- 1/2" Straight
- 1/2" Flush Trim

### SET 401 1/2" SHANK

SET 401 1/2" SHANK	SET 402 1/4" SHANK
1804	1801
1901	1900
2008	2003
2305	2302
1058	1013
1067	1026
2405	2402



## STRAIGHT & HALF ROUND COMBO

### SET 600 - 1/2" SHANK



A nice collection of Straight Bits and Half Rounds grouped together in one protective case. This set includes:

- 3/8" Straight
- 1/2" Straight
- 5/8" Straight
- 3/4" Straight
- 3/8" Half Round
- 1/2" Half Round
- 5/8" Half Round
- 3/4" Half Round

This handy group covers the full assortment of bits needed for the INCRA® HingeCrafter. Whiteside Industrial Quality.



## ROUTER BIT SETS

Whiteside Machine

### PLYWOOD DADO SET - 470



PART #SC218




PART #1065A



PART #1083A

These router bits are sized to exactly match today's nominal plywood thicknesses. Consists of a 7/32" bit for 1/4" Plywood, a 31/64" bit for 1/2" Plywood, and a 23/32" bit for 3/4" Plywood. Included:



- SC218 - Solid Carbide Straight Bit
- 1065A - Carbide Tipped Straight Bit
- 1083A - Carbide Tipped Straight Bit

1/2" SHANK - Two Flute



## CNC SETS

BALL NOSE SET #703



1/4" Shank Sets  
Perfect for 2D and 3D Carving

**#703** Ball Nose Set group contains three 1/4" shank bits consisting of two Ball Nose Spirals and one Conical Ball Nose Spiral. Great for most CNC profiling.

**#705** Starter Set is a great asset for small CNC owners who are just learning how to use their machine. Even experienced CNC machinists will appreciate the selection of bits in this set. This group contains five 1/4" bits including two Conical Ball Nose Spirals, an Up Cut Spiral, and two V-Groove bits.

Part #	Pcs	Description
703	3	Ball Nose Set - SC66, RU1800RN, RU2075RN
705	5	Starter Set - SC64, SC66, RU2075, 1502, 1550
706	6	Lettering Set - 1403, 1404, 1550, 1572, 2051, RU2075CN
708	8	Engraving Set - SC54, SC55, SC70, SC71, SC75, SC76, 1541, 1500

STARTER SET #705



LETTER SET #706



ENGRAVING SET #708



**#706** Lettering Set group contains six bits including a Pointed Roundover, Plunge Roundover, 60° V-Groove, a Cove Nose Spiral, and two sizes of Round Nose Bits. Create a wide variety of letters, signs, and decorative artwork with these bits.

**#708** Engraving Set contains eight 1/4" Engraving bits with an included angle ranging from 15° to 90°. All types of projects will appear visually stunning with the many engraving options that exist from this one kit.

## TEN ESSENTIAL ROUTER BIT SET

The woodworking hobbyist needs a variety of quality bits. Whiteside's Set 410 is essential to kickstart your router projects. All bits are 1/2" shank except the 1/4" straight bit. This set contains:

1014 - 1/4" Straight  
1069 - 1/2" Straight  
1954 - 1/2" Rabbeting  
2305 - 45 Degree Chamfer  
2006 - 1/4" Radius Roundover  
1804 - 3/8" Radius Cove  
2407 - 1/2" x 1-1/2" Flush Trim  
RU4900 - 3/8" Solid Carbide Spiral Upcut  
6710A - 1/4" 3-Wing Slot Cutter  
A210B - Slot Cutter Arbor  
D10-55 - 1/2" 10 Degree Dovetail  
B3, B7, & B8 Bearings, and a 3/32" Hex Key

### SET 410





## DOWEL DRILLS Carbide Tipped & Solid Carbide 10 mm Shank - Import



PART #DB7-70

### BRAD POINT (RH + LH)

Cutting Dia.	Shank Dia.	Part # 57mm OAL	Part # 70mm OAL
INCH SIZES			
3/16"	10mm	DB187-57 (LH)	DB187-70 (LH)
7/32"	10mm	DB218-57 (LH)	DB218-70 (LH)
1/4"	10mm	DB250-57 (LH)	DB250-70 (LH)
3/8"	10mm		DB375-70 (LH)
7/16"	10mm		DB437-70 (LH)
1/2"	10mm		DB500-70 (LH)
METRIC SIZES			
<sup>SC</sup> 3mm	10mm	DB3-57 (LH) (SC)	DB3-70 (LH) (SC)
4mm	10mm	DB4-57 (LH) (SC)	DB4-70 (LH) (SC)
5mm	10mm	DB5-57 (LH) (SC)	DB5-70 (LH) (SC)
6mm	10mm	DB6-57 (LH) (SC)	DB6-70 (LH) (SC)
7mm	10mm	DB7-57 (LH)	DB7-70 (LH)
8mm	10mm	DB8-57 (LH) (SC)	DB8-70 (LH) (SC)
9mm	10mm	DB9-57 (LH)	DB9-70 (LH)
10mm	10mm	DB10-57 (LH)	DB10-70 (LH)
11mm	10mm	DB11-57 (LH)	DB11-70 (LH)
12mm	10mm	DB12-57 (LH)	DB12-70 (LH)
13mm	10mm	DB13-57 (LH)	DB13-70 (LH)
14mm	10mm	DB14-57 (LH)	DB14-70 (LH)
15mm	10mm	DB15-57 (LH)	DB15-70 (LH)
16mm	10mm	DB16-57 (LH)	DB16-70 (LH)

RH and LH rotation. Include LH suffix for left hand rotation. Supplied with flat on shank. Include SC suffix for optional Solid Carbide as available.  
<sup>SC</sup> 3 mm available in Solid Carbide only.

### THRU HOLE V-POINT (RH + LH)



PART #DB6-57LH

Cutting Dia.	Shank Dia.	Part # 57mm OAL	Part # 70mm OAL
INCH SIZES			
3/16"	10mm		DT187-70 (LH)
7/32"	10mm		DT218-70 (LH)
1/4"	10mm	DT250-57 (LH)	DT250-70 (LH)
3/8"	10mm		DT375-70 (LH)
7/16"	10mm		DT437-70 (LH)
1/2"	10mm		DT500-70 (LH)
METRIC SIZES			
<sup>SC</sup> 3mm	10mm	DT3-57 (LH) (SC)	DT3-70 (LH) (SC)
4mm	10mm	DT4-57 (LH) (SC)	DT4-70 (LH) (SC)
5mm	10mm	DT5-57 (LH) (SC)	DT5-70 (LH) (SC)
6mm	10mm	DT6-57 (LH) (SC)	DT6-70 (LH) (SC)
7mm	10mm	DT7-57 (LH)	DT7-70 (LH)
8mm	10mm	DT8-57 (LH) (SC)	DT8-70 (LH) (SC)
9mm	10mm	DT9-57 (LH)	DT9-70 (LH)
10mm	10mm	DT10-57 (LH)	DT10-70 (LH)
11mm	10mm	DT11-57 (LH)	DT11-70 (LH)
12mm	10mm	DT12-57 (LH)	DT12-70 (LH)
13mm	10mm	DT13-57 (LH)	DT13-70 (LH)
14mm	10mm	DT14-57 (LH)	DT14-70 (LH)
15mm	10mm	DT15-57 (LH)	DT15-70 (LH)

RH and LH rotation. Include LH suffix for left hand rotation. Supplied with flat on shank. Include SC suffix for optional Solid Carbide as available.  
<sup>SC</sup> 3 mm available in Solid Carbide only.

## HINGE BORING BITS Carbide Tipped 10 mm Shank - Import



PART #DH35-57



Part # 57mm OAL	Part # 70mm OAL	Shank Dia.	Cutting Dia.
DH15-57 (LH)	DH15-70 (LH)	10mm	15mm
DH20-57 (LH)	DH20-70 (LH)	10mm	20mm
DH25-57 (LH)	DH25-70 (LH)	10mm	25mm
DH30-57 (LH)	DH30-70 (LH)	10mm	30mm
DH35-57 (LH)	DH35-70 (LH)	10mm	35mm

RH and LH rotation. Include LH suffix for left hand rotation. Supplied with flat on shank.

## WHITESIDE HINGE BORING BIT

This Hinge Boring bit features a centering point and two carbide spurs to eliminate tear-out. This 35mm cutting diameter bit is designed specifically for European style cabinet door hinges. Manufactured by Whiteside Machine Company.



PART #6140


Part #	Shank Dia.	Cutting Dia.	Overall Length
6140	3/8"	35mm	2-3/8"

\*\* Use only in drill press or boring machine. NOT for use in routers.

## FACE FRAME COUNTERBORES Carbide Tipped



PART #FF301



Part #	Counterbore Dia.	Pilot Dia.	Length	Type
FF301	3/8"	0.136"	4"	Standard
FF301SP	3/8"	0.136"	4"	Spiral Flute
FF302	3/8"	0.136"	6"	Long
FF303	Replacement 0.136" Pilot Fishtail Drill Bit (HSS)			
FF304	Replacement Set Screw - Uses 5/64" Hex Key			

Standard Type fits Unique, Norfield, Evans, Ritter, and Marcon face frame boring machines.  
Long Version is for use on drill press.



### Four Flute Adjustable COUNTERSINKS

Whiteside's 82° Countersink Heads are designed to slip over the drill bit and affix with dual set screws into the flutes. Adjust the drilling length by sliding the head up or down the bit. Use to countersink holes in wood, plastic, or aluminum for flat head screws. Upgrade to the High Speed Steel series for longer life, especially in fiberglass or other abrasive materials. Matching drill bits are offered below for your convenience.

#### Standard Carbon Steel



PART #8060014

Part #	Screw Size	Drill Size	C'Sink Dia.	Large Dia.
8060004	#4	7/64"	3/8"	1/2"
8060005	#5	1/8"	3/8"	1/2"
8060006	#6	9/64"	3/8"	1/2"
8060007	#7	5/32"	3/8"	1/2"
8060008	#8	11/64"	3/8"	1/2"
8060009	#9	3/16"	3/8"	1/2"
8060010	#10	13/64"	1/2"	5/8"
8060012	#12	7/32"	1/2"	5/8"
8060014	#14	1/4"	1/2"	5/8"



PART #8070014

#### Premium High Speed Steel

Part #	Screw Size	Drill Size	C'Sink Dia.	Large Dia.
8070004	#4	7/64"	5/16"	1/2"
8070005	#5	1/8"	3/8"	1/2"
8070006	#6	9/64"	3/8"	1/2"
8070007	#7	5/32"	3/8"	1/2"
8070008	#8	11/64"	3/8"	1/2"
8070009	#9	3/16"	3/8"	1/2"
8070010	#10	13/64"	1/2"	5/8"
8070012	#12	7/32"	1/2"	5/8"
8070014	#14	1/4"	1/2"	5/8"

### DRILLS For Countersinks

These drill bits are the appropriate size for the Whiteside Adjustable Countersinks. Choose standard Jobber Drills for best economy. The optional Taper Point Drills are ideal for better control on entry and exit. The Taper Point resists the rapid pull-in tendency of gelcoat and other hard, thin materials. They also break through less abruptly, which helps reduce blowout on exit.

#### Jobber Drills

Part #	Dia.	Decimal	Screw Size
8061094	7/64"	0.1094"	#4
8061255	1/8"	0.1250"	#5
8061416	9/64"	0.1406"	#6
8061567	5/32"	0.1562"	#7
8061728	11/64"	0.1719"	#8
8061879	3/16"	0.1875"	#9
8062010	13/64"	0.2031"	#10
8062212	7/32"	0.2188"	#12
8062514	1/4"	0.2500"	#14



#### Taper Point Drills

Part #	Dia.	Decimal	Screw Size
8071416	9/64"	0.1406"	#6
8071728	11/64"	0.1719"	#8
8072010	13/64"	0.2031"	#10
8072514	1/4"	0.2500"	#14



### Self-Centering VIX BITS

Accurately center and drill holes for hinges, striker plates, door butts, window pulls, and other hardware requiring screws. Drills equally well in metals, plastics, wood, and other materials.

#### VIX Bits



PART #8110008

Part #	Size	Description
<b>1/4" SHANK</b>		
8110003	5/64"	#3 & #4 Wood Screw
8110005	7/64"	#5 & #6 Wood Screw
8110008	9/64"	#8, #9 & #10 Wood Screw
<b>3/8" SHANK</b>		
8110012	11/64"	#12 Wood Screw
8110014	13/64"	#14 Wood Screw
8110051	5 mm	5 mm Shelf Pin - 3/8" Pilot
8110025	1/4"	1/4" Shelf Pin - 3/8" Pilot



PART #8111712

#### Replacement Drill Bits

Part #	Size	Description
8110783	5/64"	Replacement Bit
8111095	7/64"	Replacement Bit
8111418	9/64"	Replacement Bit
8111712	11/64"	Replacement Bit
8112014	13/64"	Replacement Bit
8115051	5 mm	Replacement Bit
8112525	1/4"	Replacement Bit



## 3-WING WOOD DRILLS

### 6" OAL / Carbide Tipped / 1/2" Shank

Bores clean accurate holes in wood, plastic laminates, Formica®, and Masonite®. Carbide tipped for long life even in abrasive materials. The outside spurs outline the hole and help prevent fraying, chipping, and blowout. The replaceable 1/8" diameter high speed steel center point starts the hole and prevents the bit from walking. Replace the center point with a 1/8" drill bit if desired. Can be re-sharpened or re-tipped.



PART #8121125

Part #	Size	Shank Dia.	Overall Length
8120687	11/16"	1/2"	6"
8120750	3/4"	1/2"	6"
8120812	13/16"	1/2"	6"
8120875	7/8"	1/2"	6"
8121000	1"	1/2"	6"
8121125	1-1/8"	1/2"	6"
8121250	1-1/4"	1/2"	6"
8121375	1-3/8"	1/2"	6"

Part #	Size	Shank Dia.	Overall Length
8121500	1-1/2"	1/2"	6"
8121625	1-5/8"	1/2"	6"
8121750	1-3/4"	1/2"	6"
8121875	1-7/8"	1/2"	6"
8122000	2"	* 1/2"	6"
8122125	2-1/8"	* 1/2"	6"
8122250	2-1/4"	* 1/2"	6"
8122500	2-1/2"	* 1/2"	6"

★ Sizes 2" and larger have 1/2" shank with a 3/4" diameter reinforced step. (See Photo at Right)



PART #8122000

### Notes:

- Replaceable Center Point is Part # 8070125
- Optional 1/8" Machine Drill Center Point is Part # 8061240

## 3-WING COMPOSITE DRILLS

### 3-7/8" OAL / Carbide Tipped / Quick Change Shank

These 3-Wing Carbide Tipped Drills are designed for extended life in fiberglass and other composites. The 7/16" hex shank provides a no-slip grip when used with a standard three jaw chuck. This shank design also makes switching to a different size so simple when used with our Quick Change Chucks. Accurate centering is ensured by the replaceable 1/8" high speed steel center point. Bits perform equally well in handheld electric or pneumatic drills as well as boring machines and drill presses. Can be re-sharpened or re-tipped.

Part #	Size	Recommended Rev/Min	Overall Length
8030500	1/2"	2500-3000	3-7/8"
8030562	9/16"	2500-3000	3-7/8"
8030625	5/8"	2500-3000	3-7/8"
8030687	11/16"	2500-3000	3-7/8"
8030750	3/4"	2500-3000	3-7/8"
8030812	13/16"	2200-2800	3-7/8"
8030875	7/8"	2200-2800	3-7/8"
8030937	15/16"	2200-2800	3-7/8"
8031000	1"	2200-2800	3-7/8"
8031062	1-1/16"	2000-2500	3-7/8"
8031125	1-1/8"	2000-2500	3-7/8"
8031250	1-1/4"	2000-2500	3-7/8"

Part #	Size	Recommended Rev/Min	Overall Length
8031312	1-5/16"	2000-2500	3-7/8"
8031375	1-3/8"	2000-2500	3-7/8"
8031437	1-7/16"	2000-2500	3-7/8"
8031500	1-1/2"	2000-2500	3-7/8"
8031625	1-5/8"	2000-2500	3-7/8"
8031750	1-3/4"	2000-2500	3-7/8"
8031875	1-7/8"	2000-2500	3-7/8"
8032000	2"	1800-2300	3-7/8"
8032125	2-1/8"	1500-2000	3-7/8"
8032250	2-1/4"	1500-2000	3-7/8"
8032500	2-1/2"	1500-2000	3-7/8"



PART #8031250

### Notes:

- Replaceable Center Point is Part# 8070125
- Optional 1/8" Machine Drill Center Point is Part # 8061240





## COMPOSITE DRILLS - With Pilot Drill

### 3-7/8" OAL / Carbide Tipped / Quick Change Shank

These drills have all the attributes of the 803 series but with a larger 1/4" diameter center hole as requested by several industrial users. This bit is supplied with a 1/4" Taper Point Drill bit that allows better control when trying to make a gentle entry. These bits can also be used with the 1/4" Pilot Rod (supplied) in applications that follow a 1/4" pre-drilled guide hole. This series has proven to be very effective in soft, gummy materials such as King Starboard®. Can be re-sharpened or re-tipped.



Part #	Size	Recommended Rev/Min	Overall Length
8090750	3/4"	2500-3000	3-7/8"
8090937	15/16"	2200-2800	3-7/8"
8091000	1"	2200-2800	3-7/8"
8091062	1-1/16"	2200-2800	3-7/8"
8091125	1-1/8"	2000-2500	3-7/8"
8091187	1-3/16"	2000-2500	3-7/8"
8091250	1-1/4"	2000-2500	3-7/8"
8091312	1-5/16"	2000-2500	3-7/8"
8091375	1-3/8"	2000-2500	3-7/8"
8091500	1-1/2"	2000-2500	3-7/8"
8091750	1-3/4"	2000-2500	3-7/8"
8092125	2-1/8"	2000-2500	3-7/8"
8092250	2-1/4"	2000-2500	3-7/8"



### Note:

- Each 809 Series Drill is supplied with a 1/4" Tapered Point Drill bit, a 1/4" Pilot Rod, and a 3/32" Hex Key Wrench

## QUICK CHANGE TOOLING

Whiteside's Quick Change Tooling was designed for the production environment to allow a quick and easy switch from one tool size to the next. The 7/16" hex design is larger and stronger than most. This design allows the use of larger drill bits and hole saws with our Quick Change Chucks. (Our hex shank tooling will also work great in standard three jaw chucks). The Chucks are provided with a 1/2" hex shank for most applications or with a 3/8" hex shank for use in drills with only a 3/8" capacity. This system really makes changing tools a snap.



## Quick Change Chucks

Part #	Shank Dia.	Adapter Size	Overall Length
8020375	3/8" Hex	7/16" Hex	2-3/4"
8020500	1/2" Hex	7/16" Hex	2-3/4"

## SPARE PARTS

Part #	Description	Application
8070125	Replacement 1/8" Center Pin	Series 803 & 812 3-Wing Drills
8061240	Optional 1/8" Machine Drill	Series 803 & 812 3-Wing Drills
8070250	1/4" Taper Point Drill	Series 809 3-Wing Drills & 800 Hole Saws
8070000	1/4" x 3-3/8" Pilot Rod	Series 809 3-Wing Drills & 800 Hole Saws
8060256	1/4" x 6" Drill Bit	Series 808 Deep-Cor Hole Saws
HK-3/32	3/32" Hex Key Wrench	Series 803, 809, & 812 3-Wing Drills
HK-1/8	1/8" Hex Key Wrench	All Hole Saws / Quick Change Shanks
10322SS	#10-32 Set Screw (10 pcs)	Series 803, 809, & 812 3-Wing Drills
25284SS	1/4"-28 Set Screw (10 pcs)	All Hole Saws / Quick Change Shanks





## SELF CLEAN™ HOLE SAW - Carbide Tipped

U.S. Patent # 7,189,036

The Self Clean™ Hole Saw brings about a new generation of hole saws. Marine manufacturers were consulted in their development. The tool saws faster than conventional hole saws plus saves additional time because the plug falls out of the tool when the cut is finished. Made from high grade steel, carbide tipped, and produced specifically for cutting fiberglass. The quick change system further increases productivity when moving from one hole size to another. Can be re-sharpened or re-tipped.

### Cut Depth 1"

Part #	Size	Recommended Rev/Min
8001000K	1"	1800-2300
8001062K	1-1/16"	1800-2300
8001125K	1-1/8"	1800-2300
8001187K	1-3/16"	1800-2300
8001250K	1-1/4"	1800-2300
8001312K	1-5/16"	1800-2300
8001375K	1-3/8"	1800-2300
8001437K	1-7/16"	1800-2300
8001500K	1-1/2"	1800-2300
8001625K	1-5/8"	1800-2300
8001687K	1-11/16"	1800-2300
8001750K	1-3/4"	1800-2300
8001875K	1-7/8"	1800-2300
8001937K	1-15/16"	1800-2300
8002000K	2"	1800-2300
8002062K	2-1/16"	1800-2300
8002125K	2-1/8"	1800-2300
8002187K	2-3/16"	1800-2300
8002250K	2-1/4"	1800-2300
8002312K	2-5/16"	1800-2300
8002375K	2-3/8"	1800-2300
8002500K	2-1/2"	1800-2300
8002625K	2-5/8"	1800-2300
8002750K	2-3/4"	1800-2300
8002875K	2-7/8"	1800-2300
8003000K	3"	1500-2000
8003125K	3-1/8"	1500-2000
8003250K	3-1/4"	1500-2000
8003375K	3-3/8"	1500-2000

Part #	Size	Recommended Rev/Min
8003437K	3-7/16"	1200-1800
8003500K	3-1/2"	1200-1800
8003625K	3-5/8"	1200-1800
8003687K	3-11/16"	800-1200
8003750K	3-3/4"	800-1200
8003875K	3-7/8"	800-1200
8004000K	4"	500-1200
8004125K	4-1/8"	500-1200
8004250K	4-1/4"	500-1200
8004312K	4-5/16"	500-1200
8004375K	4-3/8"	500-1200
8004500K	4-1/2"	500-1200
8004625K	4-5/8"	500-1200
8004750K	4-3/4"	500-1200
8005000K	5"	500-1200
8005250K	5-1/4"	500-1200
8005312K	5-5/16"	500-1200
8005500K	5-1/2"	500-1200
8005625K	5-5/8"	500-1200
8005750K	5-3/4"	500-1200
8006000K	6"	500-1200
8006375K	6-3/8"	500-1200
8006625K	6-5/8"	500-1200
8006875K	6-7/8"	500-1200
8007250K	7-1/4"	500-1200
8008375K	8-3/8"	500-1200
8008500K	8-1/2"	500-1200
8008625K	8-5/8"	500-1200



### #800K Kit Includes

- 2" Quick Change Shank - #800/QCS
- 1/4" Pilot Rod - #8070000
- 1/4" Tapered Point Drill - #8070250
- 1/8" Allen Wrench - #HK-1/8



### Notes:

- Hole Saws are typically sold as a kit.
- To order a Hole Saw without the kit, remove the "K" suffix from the Part #.
- Additional Sizes are available by custom order.





## DEEP-COR™ HOLE SAW - Carbide Tipped

Deep-Cor™ Hole Saws feature a 3" depth of cut (over twice the depth of standard hole saws). The Deep-Cor™ is the ideal tool to use when drilling through thick materials such as transoms for "thru-hull" exhaust holes or bulkheads. These saws also boast a "trim tooth" that trims the plug generated by the saws and allows for easy extraction. They feature long lasting carbide tips and premium steel bodies. Unlike traditional hole saws, Deep-Cor™ is constructed with a fluted body and a slotted wall which allows the saw to expel chips more efficiently than standard saws. The long plug generated by boring completely through the transom will typically fall out without assistance, saving boat builders time and money. Can be re-sharpened or re-tipped.

### Notes:


- Hole Saws are typically sold as a kit.
- To order a Hole Saw without the kit, remove the "K" suffix from the Part #.
- Additional Sizes are available by custom order.



### #808K Kit Includes

- 2" Quick Change Shank - #800/QCS
- 1/4" X 6" OAL Drill Bit - #8060256
- 1/8" Allen Wrench - #HK-1/8

Part #	Size	Recommended Rev/Min	Cut Depth
8081187K	1-3/16"	1800-2300	3"
8081500K	1-1/2"	1800-2300	3"
8081625K	1-5/8"	1800-2300	3"
8081750K	1-3/4"	1800-2300	3"
8081875K	1-7/8"	1800-2300	3"
8082125K	2-1/8"	1800-2300	3"
8082312K	2-5/16"	1800-2300	3"
8082375K	2-3/8"	1800-2300	3"
8083000K	3"	1500-2000	3"
8083250K	3-1/4"	1500-2000	3"
8083500K	3-1/2"	1500-2000	3"
8083625K	3-5/8"	1500-2000	3"
8084000K	4"	500-1200	3"
8084125K	4-1/8"	500-1200	3"
8084625K	4-5/8"	500-1200	3"
8084750K	4-3/4"	500-1200	3"



## QUICK CHANGE SHANK

Quick Change Shanks can be used with the Self Clean™ (800 Series) or the Deep-Cor™ Hole Saws (808 Series). The standard 2" length is supplied with each kit. Longer lengths are available for extra reach. These shanks are compatible with the Quick Change Chucks on page 41.



Part #	Shank	Shank Length
800/QCS	7/16" Hex	2"
800-3/QCS	7/16" Hex	3"
800-4/QCS	7/16" Hex	4"
800-6/QCS	7/16" Hex	6"



### TRANSOM DRILL - 8" OAL / Quick Change Shank

In conjunction with the marine industry, the Transom Drill was developed to eliminate the problems associated with drilling through fiberglass and wood. Due to the special parabolic flute design, chip packing problems are eliminated and make short work of drilling through thick transoms. Micro-grain carbide tips and premium steel bodies ensure maximum performance and durability. This bit is ideal to drill mounting holes for outdrive gimbal brackets, outboard engine brackets, and drain holes. Can be re-sharpened or re-tipped.



PART #8040437



PART #8040562

Part #	Dia.	Twist Length	Overall Length	Recommended Rev/Min
8040437	7/16"	6"	8"	2000-3000
8040500	1/2"	6"	8"	2000-3000
8040531	17/32"	6"	8"	2000-3000
8040562	9/16"	6"	8"	2000-3000
8040625	5/8"	6"	8"	2000-3000
8040750	3/4"	6"	8"	2000-3000
8040937	15/16"	6"	8"	2000-3000
8041000	1"	6"	8"	2000-3000

### TRANSOM DRILL - 5" OAL / Quick Change Shank

A shorter, more compact version of the 8" Transom Drill. The carbide tipped vee point offers the toughest and most durable drill point. The flute design facilitates easy chip evacuation. This drill will go through thick composites in half the time and last up to 20 times longer than high speed jobber drills. Can be re-sharpened or re-tipped.



PART #8050562



PART #8051000

Part #	Dia.	Twist Length	Overall Length	Recommended Rev/Min
8050375	3/8"	3-3/4"	5"	2000-3000
8050500	1/2"	3-3/4"	5"	2000-3000
8050562	9/16"	3-3/4"	5"	2000-3000
8050750	3/4"	3-3/4"	5"	2000-3000
8051000	1"	3-3/4"	5"	2000-3000

### BRAD POINT TRANSOM DRILL - 5" OAL / Quick Change Shank

These self-centering Transom Drills have several design attributes that save time and money. Designed to make clean, accurate cuts in gelcoat with minimal chipping & "blowout". Features a "climbing flute" for easy chip evacuation (self-cleaning, no pecking). The center point produces no "walking" during entry. Can be re-sharpened or re-tipped.



PART #8100375



PART #8100500

Part #	Dia.	Twist Length	Overall Length	Recommended Rev/Min
8100312	5/16"	3-3/4"	5"	2000-3000
8100375	3/8"	3-3/4"	5"	2000-3000
8100500	1/2"	3-3/4"	5"	2000-3000



### For METAL CLAD DOORS

US Patent No. US D669,923 S

Traditional downcut spiral door bits on the market "BLOW OUT" material on the bottom side of the door after the bit dulls. Whiteside's Compression Door-Lite bit continues to perform after dulling because the material is "pulled" up instead of being pushed down. They are made of high grade Tool Steel and precision ground on state of the art CNC grinders.

### Test Results

Tests were conducted of the Whiteside Machine Up/Down Door-Lite Bit against traditional spiral door bits. Test cuts were performed on a CNC door cutting machine routing steel clad exterior doors. The traditional bit cut an average of 12,000 inches per bit, whereas the Whiteside Door-Lite bit cut an amazing 22,000 inches!



#### Single Flute

Part #	Dia.	Cutting Length	Overall Length	Description
HC 5250	1/2"	2-1/2"	5-1/2"	Round Shank
HCF 5250	1/2"	2-1/2"	5-1/2"	Flat on Shank



PART #HC5250



PART #HCF5250

### For FIBERGLASS & WOOD DOORS

#### Carbide Tipped Straight

Part #	Dia.	Cutting Length	Overall Length	Description
1073-01	1/2"	2-1/2"	5-1/2"	Round Shank
1073-03	1/2"	2-1/2"	5-1/2"	Flat on Shank



PART #1073-01

#### Carbide Tipped Staggertooth



PART #1205

Part #	Dia.	Cutting Length	Overall Length	Description
1205	1/2"	2-5/8"	5-1/2"	Round Shank

#### Solid Carbide Spiral

#### Up / Down Cut (2+2 Compression)

Part #	Dia.	Cutting Length	Overall Length	Description
UD5222	1/2"	2-1/4"	5-1/2"	Round Shank



PART #UD5222



PART #HMA-1/4

### SCREW TYPE HELIX MORTISE & ARBORS

With Downshear Cutters

See our complete selection of Hinge Mortise Bits on Page 9.

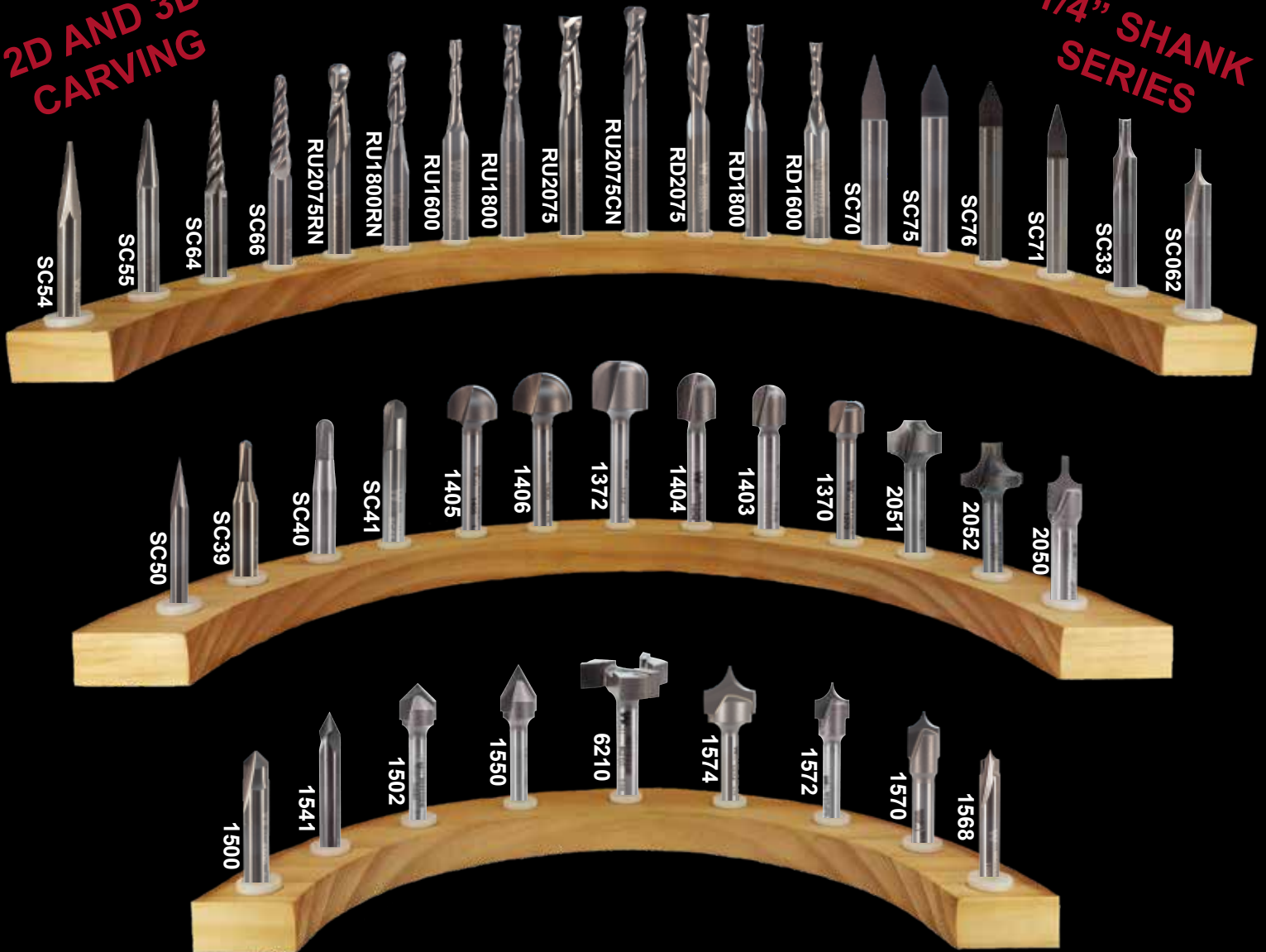


# CNC ROUTER BITS

## BY WHITESIDE

2D AND 3D  
CARVING

1/4" SHANK  
SERIES



### CNC Sets

- #703- Ball Nose Set
- #705- Starter Set
- #706- Lettering Set
- #708- Engraving Set



FOR USE IN NATURAL WOODS, MDF, HARD PLASTICS, AND THIN ALUMINUM